

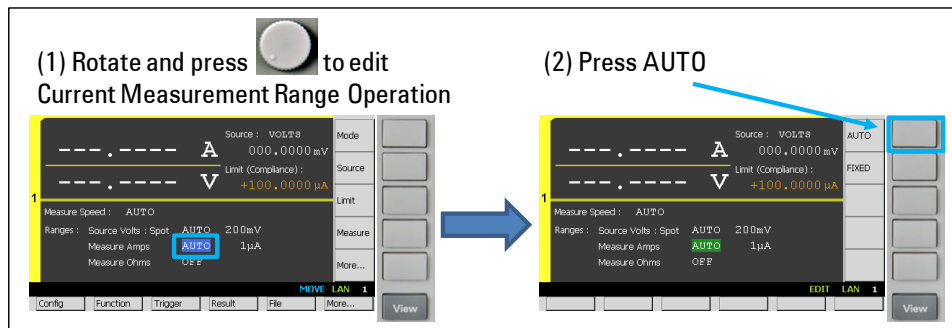




How to enable low current measurement

In the default setting, the B2901/02/11/12A performs the current measurement using 1 μA current minimum measurement range with AUTO range operation. With AUTO range operation, the B2901/02/11/12A selects the proper range for the measurement with specified minimum measurement range so that you don't need to take care about it unless you need to make the sub-nA current measurement accurately. If you need to make a low current measurement accurately, take the following steps to configure to use 10 nA current minimum measurement range with AUTO range operation.

Step 1. Rotate and press  to edit the current measurement range operation, and then select  to set it to AUTO.



Step 2. Rotate and press  to edit the current minimum measurement range, and then select  to set it to 10 nA.

