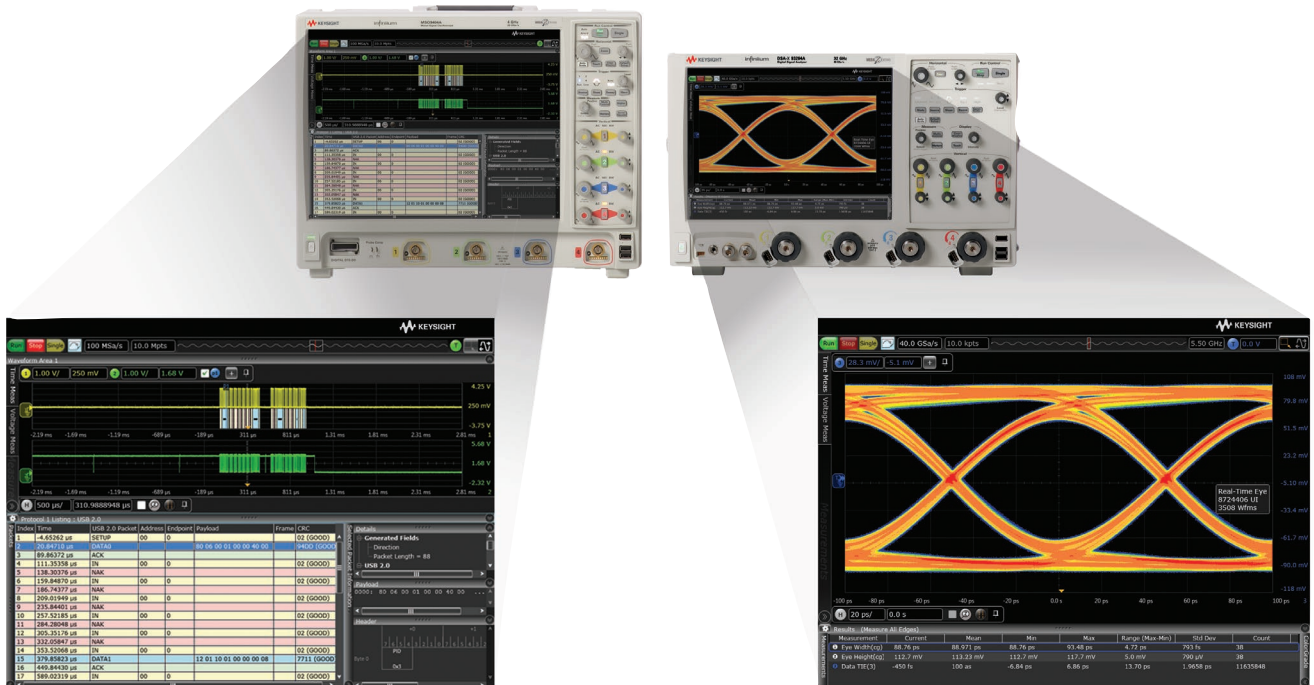


Keysight E2688A, N5384A

# High-Speed Serial Data Analysis and Clock Recovery Software

For Infiniium Oscilloscopes

Data Sheet



Unlocking Measurement Insights

The Keysight Technologies, Inc. High-Speed Serial Data Analysis (SDA) software provides you with a fast and easy way to pinpoint signal integrity problems and validate performance for serial interface designs. Perform mask testing, characterize serial data streams that employ embedded clocks, and decode 8b/10b data.

SDA software enables engineers to verify compliance to computer, communication, and data communications standards such as PCI Express®, Serial ATA, Serial Attached SCSI (SAS), Fibre Channel, XAUI and Gigabit Ethernet.

The BER contour feature provides data valid window measurement capability with components of noise and jitter. This allows designers such as memory DDR4 and LPDDR4 to make JEDEC compliance measurements.

SDA software and the Infiniium oscilloscopes offer several features to simplify the validation of serial interface designs:

Real-time eye display with Mask unfolding

The real-time eye display is reconstructed from all unit intervals in the oscilloscope memory aligned by the recovered clock. In this display mode the center screen (or zero in the time base) corresponds to the active edge of the recovered clock. Each signal including channels and functions can be displayed as a real-time eye.

With the High-Speed SDA software, once you identify a failure of the eye mask, you can unfold the eye diagram to show the specific unit interval that caused the failure. When used with the 8b/10b decoding feature you can identify data dependent errors that result in eye mask violations caused by Inter-Symbol Interference (ISI).

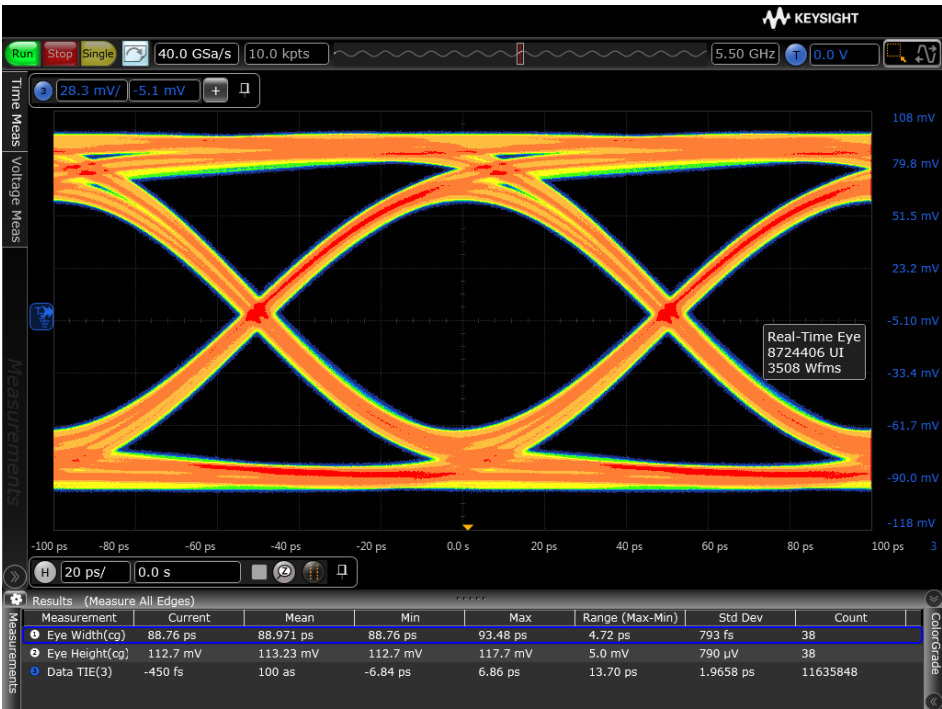


Figure 1. A real-time eye display is reconstructed from all unit intervals in the memory aligned by a recovered clock.

8b/10b decoding

When used with the Infiniium Series oscilloscopes, you can perform 8b/10b decoding with the analog view of a serial data stream. You can use your oscilloscope to assist you with debugging during the link bring-up phase of development. In addition you can use the 8b/10b decode feature to help solve disparity error problems or bit error rate performance problems resulting from ISI.

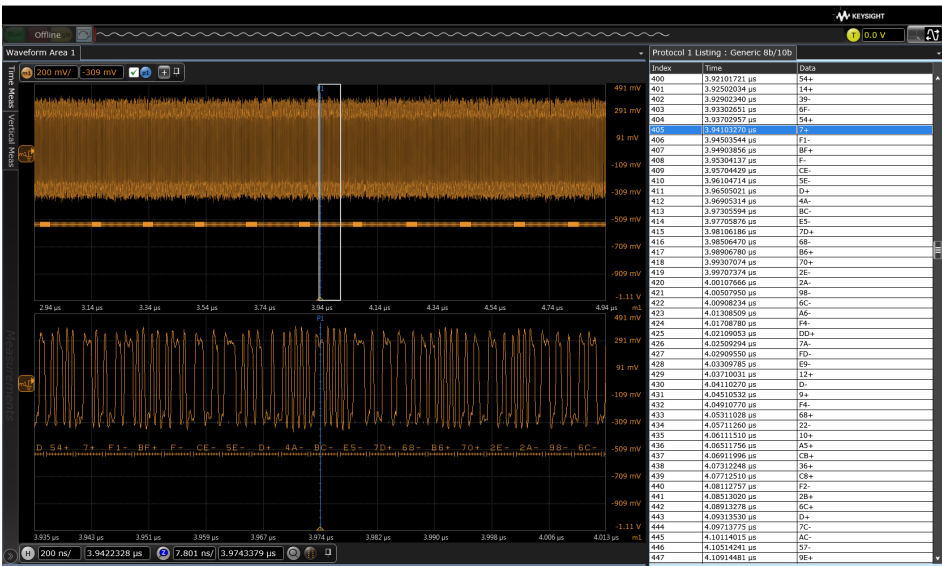


Figure 2. The 8b/10b decoded symbol information below the appropriate portion of a PCI Express signal.

BER contour analysis and measurement setup

You can perform BER contour analysis to make accurate data valid window measurements. The BER contour is computed statistically from jitter and noise components of the signal. The timing parameters specific to the BER contour in accordance to the DDR4 and LPDDR4 JEDEC specification are timing data input valid window (TdIVW) and voltage data input valid window (VdiVW).



Figure 3. The BER contour is computed statistically from jitter and noise components.

Mask testing

When used with the Keysight Infiniium oscilloscopes, masks are provided for the following standards:

- PCI Express (2.5 Gb/s)
- Fibre Channel Electrical (1.0625, 2.125 and 4.25 Gb/s)
- Serial ATA
- Serial Attached SCSI (SAS)
- XAUI
- FlexRay

When performing a mask test, the High-Speed SDA software indicates the number of waveforms (acquisitions) and unit intervals tested, and the number of waveforms and unit intervals that failed. This information helps determine your level of confidence in meeting a given target bit error ratio.

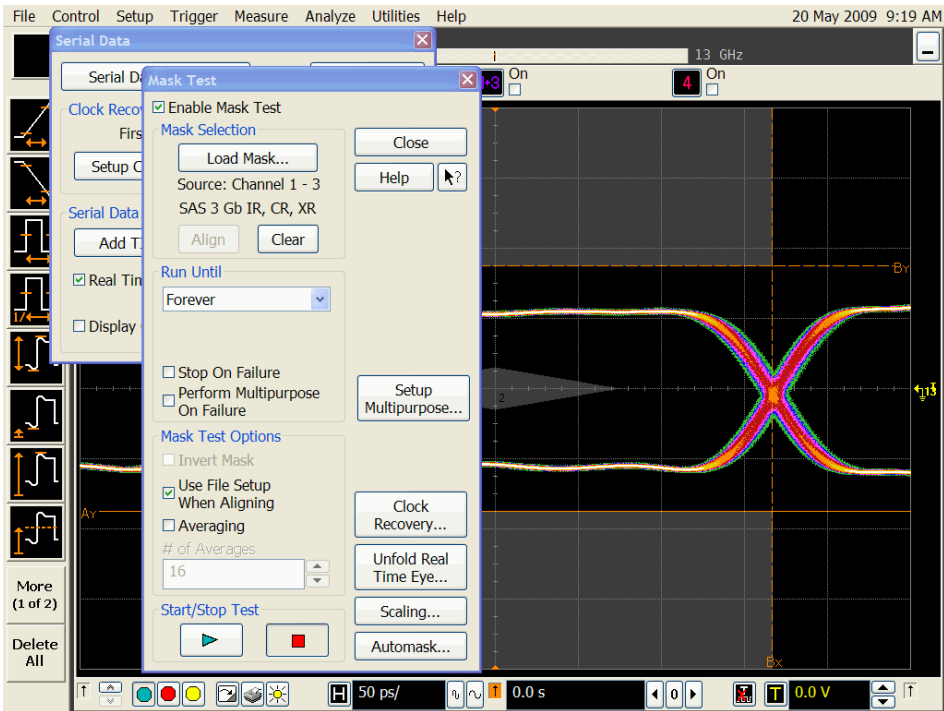
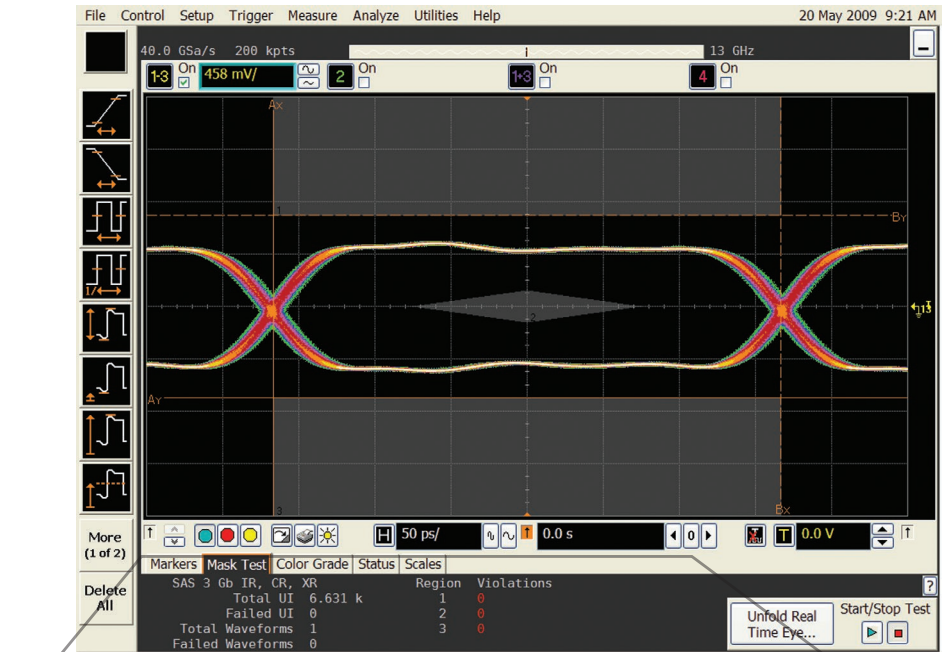


Figure 4. An example of leading a mask through SDA software.



Markers	Mask Test	Color Grade	Status	Scales
SAS 3 Gb IR, CR, XR			Region	Violations
Total UI	6.631 k		1	0
Failed UI	0		2	0
Total Waveforms	1		3	0
Failed Waveforms	0			

Figure 5. An example of a mask test on a failing Serial ATA signal. The information below the mask screen helps you determine the level of confidence in meeting your desired bit error rate.

Easy measurement setup

The High-Speed SDA software extends the ease-of-use advantages of Keysight's Infiniium oscilloscopes to the analysis of serial data. A wizard walks you quickly through the steps required to setup and perform a measurement. Intuitive displays and clear labeling of information make it easy to comprehend measurement results.

SDA provides a real-time eye menu. The menu is located in the display menu under color grade view. Use this menu to change scaling, look only at worst case edges, and decide which bits you want to include in your real-time eye.

One-click real-time eye

SDA provides the ability to right-click on a waveform and quickly create a real-time eye.



Figure 6. To set up a measurement, the wizard asks you to identify the signal source and select the clock recovery algorithm.

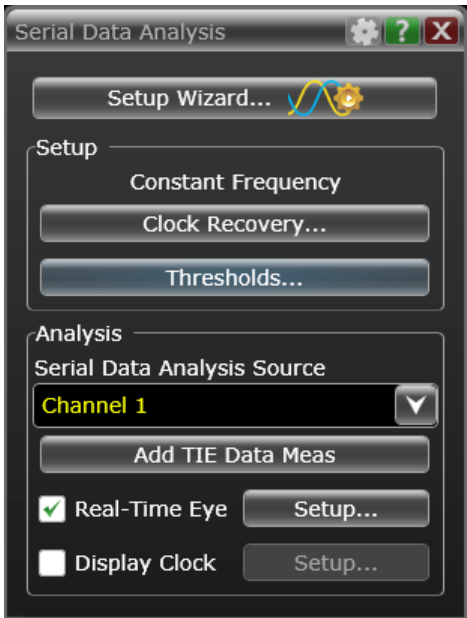


Figure 7. Next, the setup wizard asks you to enter a nominal data rate and a loop bandwidth.

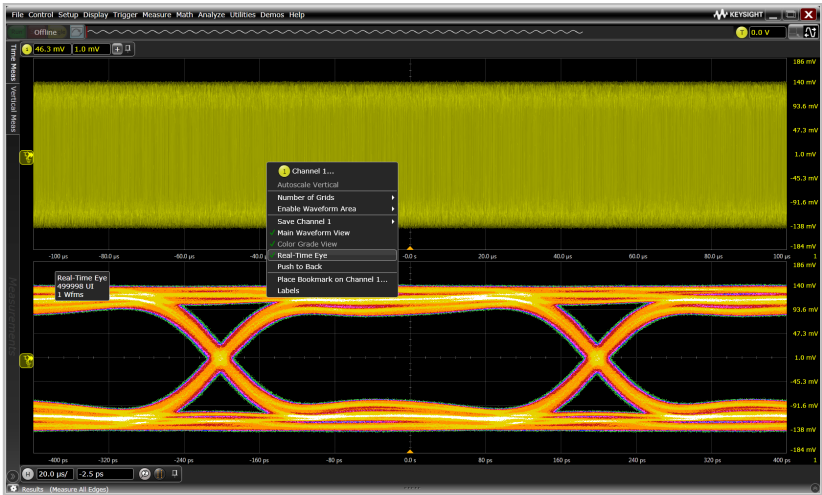


Figure 8. Real-time eyes can be created by a single click of the mouse.



## Clock display mode

You can view the data signal superimposed with the recovered clock. This provides a display of the measured data relative to the active edge of the recovered clock.

## External clock

You can choose to use an external clock as your clock reference by applying the signal to any of the oscilloscope channels. This allows you to provide your own explicit clock that can be then used for jitter analysis and to generate eye diagrams.

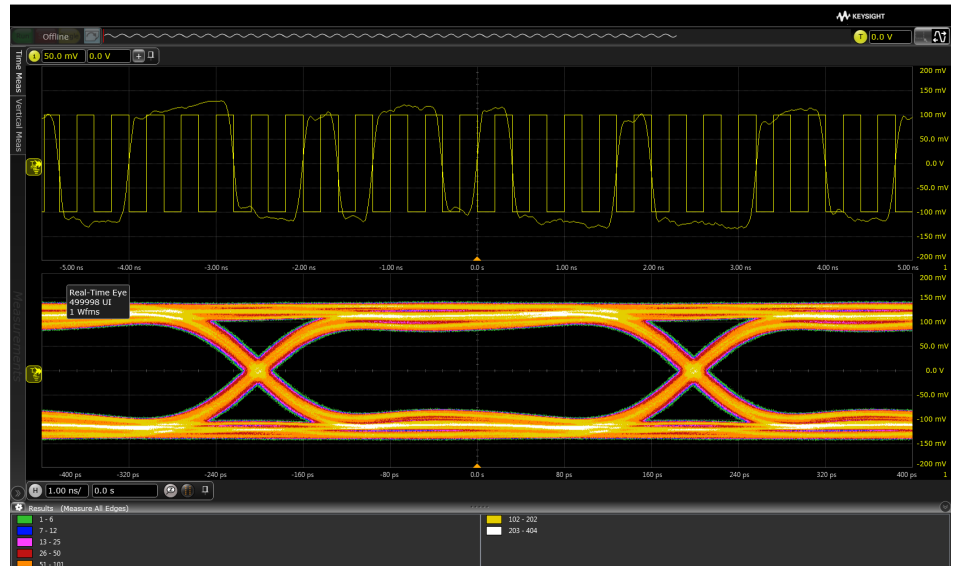


Figure 12. The display shows a data signal superimposed with a recovered clock.

## Deep memory for deeper insight

At a sampling rate of 20-GSa/s and an incoming data rate of 2.5-Gb/s, 1Mpts memory allows you to capture an entire  $2^{16}$  pseudorandom bit sequence (PRBS) on each acquisition. The Infiniium Series oscilloscopes, both with up to 1 Gpts of memory, are currently the only real-time oscilloscopes that will allow you to capture and analyze data for patterns as large as PRBS<sup>23</sup>. Usable deep memory is extremely important for capturing longer sequences of serial data for analysis at the maximum 40 GSa/s sampling rate.

## Multiple real-time eyes

SDA provides real-time eye views on each signal. With this capability, combined with waveform areas, you can look at dozens of real-time eyes at once. Each real-time eye can have its own timebase.

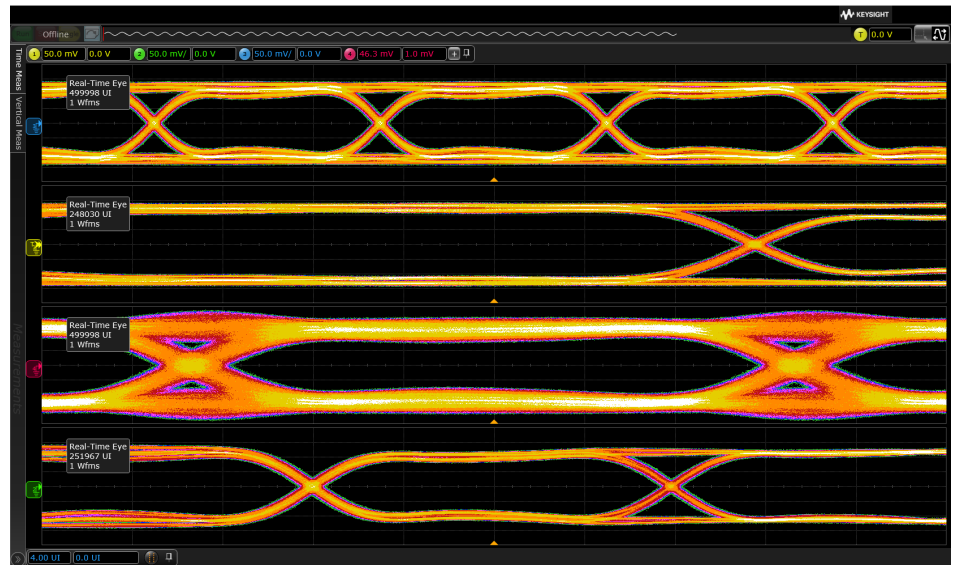


Figure 13. SDA lets you look at many real-time eyes at once.

## Oscilloscope compatibility

For oscilloscopes with earlier software revisions, free upgrade software is available at [http://www.keysight.com/find/infiniium\\_software](http://www.keysight.com/find/infiniium_software)

Oscilloscope	Operating system	Software revision
9000A and 90000 Series	Windows XP Pro	A.02.10 or higher
90000 X-Series	Windows XP Pro	A.03.00 or higher
9000 H-Series	Windows 7	A.04.20 or higher
Z-Series	—	—
S-Series	—	—

## Ordering information

To purchase the High-Speed SDA software with a new Infiniium oscilloscope, please order the option indicated in the table:

Oscilloscope	Option number	Description
9000A, 9000 H-, 90000, 90000 X Series	003	High-Speed SDA software (Installed at the factory)
Z-Series	E2688A-1FP	High-Speed SDA software
S-Series	N5384A-1FP	High-Speed SDA software

To enable BER contour feature, please order the option in the table in addition to the high-speed SDA software:

Model number	Description
N8823B-1FP <sup>1</sup>	Fixed perpetual EZJIT Complete software for Infiniium 9000A, 9000H and S-Series
N8823A-1FP <sup>1</sup>	Fixed perpetual EZJIT Complete software for Infiniium 90000A, V-Series and Z-Series

1. BER contour feature requires N8823A EZJIT Complete software in addition to E2688A SDA software.

To add the High-Speed SDA software to an existing Infiniium oscilloscope, please order the following:

Model number	Description
N5384A-1FP	Fixed perpetual High-Speed SDA software for Infiniium 9000A, 9000 H-, and S-Series
E2688A-1FP	Fixed perpetual High-Speed SDA software for Infiniium 90000A, 90000 X-, and Z-Series

## Related literature

Publication title	Publication numbers
<i>Infiniium 90000 Series Oscilloscopes - Data Sheet</i>	5989-7819EN
<i>Infiniium 9000 Series Oscilloscopes - Data Sheet</i>	5990-3746EN
<i>Infiniium 90000 X-Series Oscilloscopes - Data Sheet</i>	5990-5271EN
<i>Infiniium 9000 H-Series High-Definition Oscilloscopes - Data Sheet</i>	5991-1520EN
<i>Infiniium Z-Series Oscilloscopes - Data Sheet</i>	5991-3868EN
<i>Infiniium S-Series High-Definition Oscilloscopes - Data Sheet</i>	5991-3904EN



[www.axistandard.org](http://www.axistandard.org)

AdvancedTCA® Extensions for Instrumentation and Test (AXIe) is an open standard that extends the AdvancedTCA for general purpose and semiconductor test. Keysight is a founding member of the AXIe consortium. ATCA®, AdvancedTCA®, and the ATCA logo are registered US trademarks of the PCI Industrial Computer Manufacturers Group.



[www.lxistandard.org](http://www.lxistandard.org)

LAN eXtensions for Instruments puts the power of Ethernet and the Web inside your test systems. Keysight is a founding member of the LXI consortium.



[www.pxisa.org](http://www.pxisa.org)

PCI eXtensions for Instrumentation (PXI) modular instrumentation delivers a rugged, PC-based high-performance measurement and automation system.

## Download your next insight

Keysight software is downloadable expertise. From first simulation through first customer shipment, we deliver the tools your team needs to accelerate from data to information to actionable insight.

- Electronic design automation (EDA) software
- Application software
- Programming environments
- Utility software



Learn more at


[www.keysight.com/find/software](http://www.keysight.com/find/software)

Start with a 30-day free trial.

[www.keysight.com/find/free\\_trials](http://www.keysight.com/find/free_trials)

## From Hewlett-Packard through Agilent to Keysight

For more than 75 years, we've been helping you unlock measurement insights. Our unique combination of hardware, software and people can help you reach your next breakthrough. **Unlocking measurement insights since 1939.**



1939

THE FUTURE

For more information on Keysight Technologies' products, applications or services, please contact your local Keysight office. The complete list is available at: [www.keysight.com/find/contactus](http://www.keysight.com/find/contactus)

### Americas

Canada	(877) 894 4414
Brazil	55 11 3351 7010
Mexico	001 800 254 2440
United States	(800) 829 4444

### Asia Pacific

Australia	1 800 629 485
China	800 810 0189
Hong Kong	800 938 693
India	1 800 11 2626
Japan	0120 (421) 345
Korea	080 769 0800
Malaysia	1 800 888 848
Singapore	1 800 375 8100
Taiwan	0800 047 866
Other AP Countries	(65) 6375 8100

### Europe & Middle East

Austria	0800 001122
Belgium	0800 58580
Finland	0800 523252
France	0805 980333
Germany	0800 6270999
Ireland	1800 832700
Israel	1 809 343051
Italy	800 599100
Luxembourg	+32 800 58580
Netherlands	0800 0233200
Russia	8800 5009286
Spain	800 000154
Sweden	0200 882255
Switzerland	0800 805353
	Opt. 1 (DE)
	Opt. 2 (FR)
	Opt. 3 (IT)
United Kingdom	0800 0260637

For other unlisted countries:  
[www.keysight.com/find/contactus](http://www.keysight.com/find/contactus)  
(BP-02-10-16)

DEKRA Certified  
ISO 9001 Quality Management System

[www.keysight.com/go/quality](http://www.keysight.com/go/quality)  
Keysight Technologies, Inc.  
DEKRA Certified ISO 9001:2015  
Quality Management System

This information is subject to change without notice.  
© Keysight Technologies, 2012 – 2016  
Published in USA, April 1, 2016  
5989-0108EN  
[www.keysight.com](http://www.keysight.com)

### myKeysight

#### myKeysight

[www.keysight.com/find/mykeysight](http://www.keysight.com/find/mykeysight)

A personalized view into the information most relevant to you.

#### Three-Year Warranty

[www.keysight.com/find/ThreeYearWarranty](http://www.keysight.com/find/ThreeYearWarranty)

Keysight's committed to superior product quality and lower total cost of ownership. Keysight is the only test and measurement company with three-year warranty standard on all instruments, worldwide. And, we provide a one-year warranty on many accessories, calibration devices, systems and custom products.



#### Keysight Assurance Plans

[www.keysight.com/find/AssurancePlans](http://www.keysight.com/find/AssurancePlans)

Up to ten years of protection and no budgetary surprises to ensure your instruments are operating to specification, so you can rely on accurate measurements.



#### Keysight Infoline

[www.keysight.com/find/service](http://www.keysight.com/find/service)

### Keysight Infoline

Keysight's insight to best in class information management. Free access to your Keysight equipment company reports and e-library.

#### Keysight Channel Partners

[www.keysight.com/find/channelpartners](http://www.keysight.com/find/channelpartners)

Get the best of both worlds: Keysight's measurement expertise and product breadth, combined with channel partner convenience.

PCI-SIG®, PCIe® and the PCI Express® are US registered trademarks and/or service marks of PCI-SIG.

MIPI® service marks and logo marks are owned by MIPI Alliance, Inc. and any use of such marks by Keysight Technologies is under license. Other service marks and trade names are those of their respective owners.



Unlocking Measurement Insights