

## Safety Checks, Warnings, and Cautions

**CAUTION** When using the N2852A, always work at a static-safe work station and wear a wrist-strap or heel-strap.

**WARNING** If this product is not used as specified, the protection provided by the equipment could be impaired.

**WARNING** This adapter is for use only on circuits that are NOT directly connected to mains. It is NOT intended for measurements on CAT II, CAT III, or CAT IV circuits.

**CAUTION** Care should be taken while handling the N2852A adapter's RF cable. Avoid bending this cable backwards or kinking the cable to ensure measurement accuracy.

## Repair and Service

Service for the N2852A Adapter is by replacement only. To order a new N2852A, contact your local Keysight Technologies Sales Office. Return the failed adapter to your local Keysight service center.

If the adapter is still under warranty or is covered by a Keysight maintenance contract, it will be replaced under the terms of the warranty or contract.

For technical assistance, you can contact your local Keysight Technologies Call Center.

- In the Americas, call 1 (800) 829- 4444
- In other regions, visit <http://www.keysight.com/find/assist>

© Keysight Technologies 2021  
1900 Garden of the Gods Road  
Colorado Springs, CO 80907

N2852-92001, July 2021,  
Printed in USA



## Safety Symbols and Markings



This symbol indicates the Environmental Protection Use Period (EPUP) for the product's toxic substances for the China RoHS requirements.



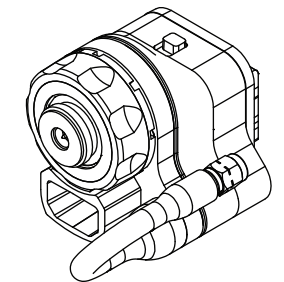
Notice for the European Community: This product complies with the WEEE Directive (2002/96/EC) marking requirements. The affixed label indicates that you must not discard this electrical/electronic product in domestic household waste.  
Product Category: With reference to the requirement types in the WEEE Directive Annex I, this product is classed as a "Monitoring and Control Instrumentation" product.  
Do not dispose in domestic household waste.  
To return unwanted products, contact your local Keysight office.



This symbol indicates that it is necessary for you to follow the indicated specification to protect against damage to the product or personal injury.

## Quick Start Guide

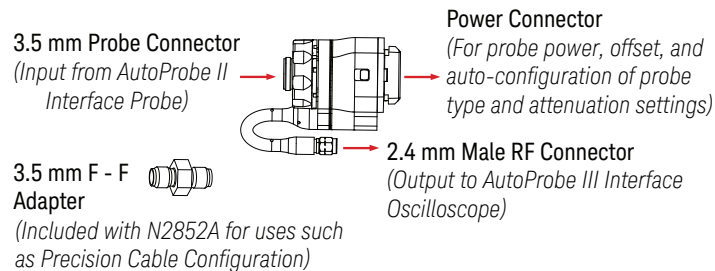
## Keysight N2852A AutoProbe II to AutoProbe III Interface Adapter



Read this guide before using the product.  
For more information, refer to the product's page at <http://www.keysight.com/find/N2852A>

The N2852A adapter allows you to connect a Keysight probe that has the AutoProbe II interface (3.5 mm connector interface) to a Keysight oscilloscope that has the AutoProbe III interface (1.85 or 1.0 mm connector interface).

The usage of this adapter expands the probing choices available with the ultra-high-performance AutoProbe III interface oscilloscopes by enabling you to use a wide variety of AutoProbe I/II Keysight probes with these oscilloscopes.



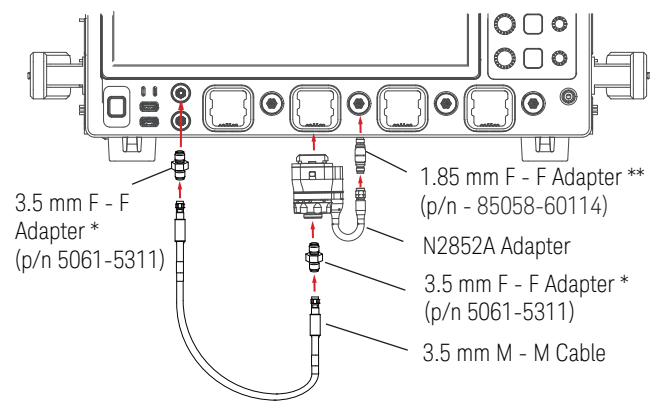
**i** Based on the oscilloscope model, use the appropriate F-F adapter(s) as displayed in the connection diagrams on pages 3 and 4 to connect N2852A to the oscilloscope's input.

Characteristics	
Temperature	0 °C to 40 °C (Operating) -40 °C to 70 °C (Non-operating)
Humidity	Operating: 95% RH (non-condensing) at 40 °C Non-operating: 90% RH (non-condensing) at 65 °C
Altitude	Up to 4600 meters (Operating) Up to 15400 meters (Non-operating)
Use	Indoor
Safety	Conformance to IEC 61010-031:2015
Maximum Input Voltage	18 V peak (mains isolated)
Bandwidth	Supports Autoprobe II interface probes/accessories up to 34 GHz

## Compatibility with Oscilloscopes & Probes

<b>Oscilloscopes</b>	Infiniium UXR-Series Oscilloscopes with 1.85 mm input natively or 1 mm input with an adapter
<b>Probes</b>	Probes with AutoProbe II interface such as: <ul style="list-style-type: none"> <li>➤ InfiniiMax III (N2801A / N2802A / N2803A)</li> <li>➤ InfiniiMax III+ (N7000A/1A/2A/3A)</li> <li>➤ N7004A Optical to Electrical Converter</li> <li>➤ MX0023A InfiniiMax RC Probe Amplifier</li> </ul>
	Probes with AutoProbe I interface such as: <ul style="list-style-type: none"> <li>➤ InfiniiMax I / II</li> </ul>
	<b>i</b> To use the N2852A adapter with an AutoProbe I interface probe, you also need the N5442A (50 Ω) AutoProbe I to II adapter.
<b>Required Infiniium Software Version</b>	10.10 or higher

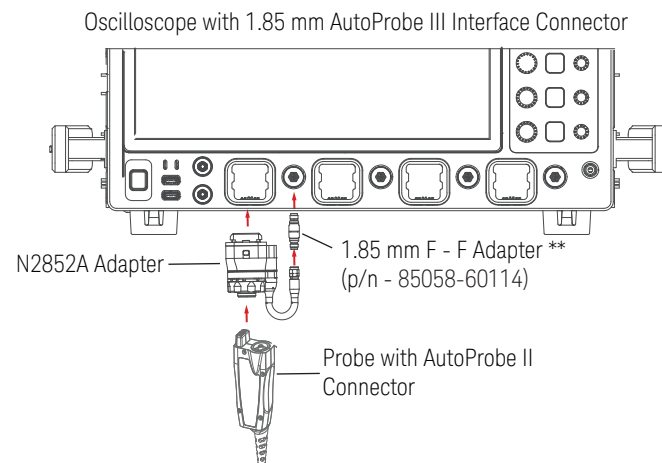
## Precision Cable Configuration -Example



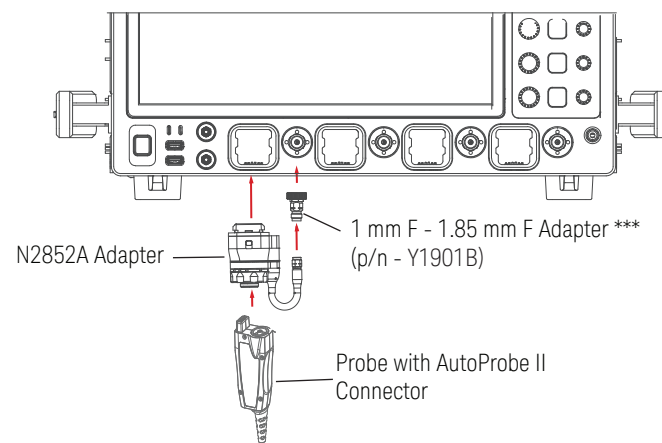
\* 3.5 mm F-F adapter is a standard accessory included with the 1.85 mm / 1 mm UXR oscilloscopes and also with N2852A adapters with a serial number starting with US6127 or higher. N2852A adapters with a serial number less than US6127 are shipped without the 3.5mm F-F adapter.

## Using the N2852A Adapter

### With an AutoProbe II Probe



### Oscilloscope with 1 mm AutoProbe III Interface Connector

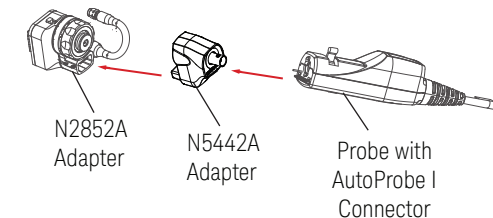


\*\* 1.85 mm F-F adapter is a standard accessory included with 1.85 mm UXR oscilloscope models and not included with N2852A adapter.

\*\*\* 1 mm F Ruggedized to 1.85 mm F adapter is an optional UXR oscilloscope accessory and not included with N2852A adapter.

## Using the N2852A Adapter

### With an AutoProbe I Probe



## Cleaning

If the adapter requires cleaning:

1. Disconnect it from the oscilloscope and probe.
2. Wipe it with a soft cloth dampened with a mild soap and water solution.
3. Make sure the adapter is completely dry before reconnecting it to the probe and oscilloscope.

**CAUTION** Do not use too much liquid to clean the adapter. Water can enter the adapter, damaging sensitive electronic components.