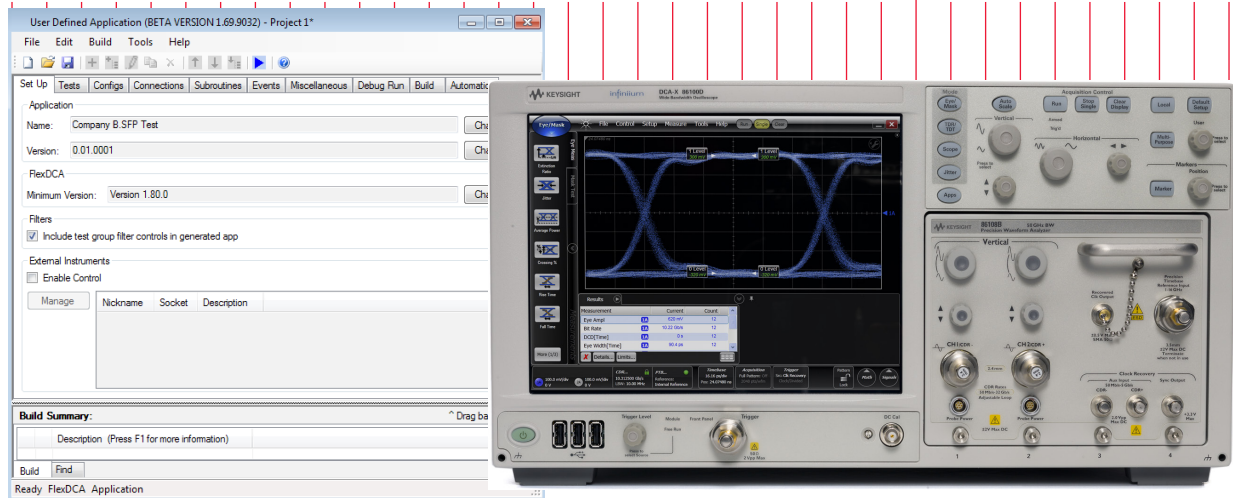


# Keysight Technologies

## N1019A User Defined Application for 86100D DCA-X Oscilloscopes

Data Sheet



# Custom Automation for Your Digital Communications Analyzer

Easy-to-use tool for custom GUI's that enable you to:

- Automate testing
- Generate reports
- Consistently test across your organization
- Add analysis to your compliance and debug software

Automated testing continues to be an extremely important part of today's engineering environment. Keysight Technologies, Inc. provides compliance applications such as N1012A OIF CEI 3.0 compliance application to enable automation verification and compliance of your design.

Compliance applications are targeted for the tests within the appropriate standard. During development, designers often need to characterize additional parameters or parameters for devices not governed by standards. A common approach is to

have the internal test development department create specific tests within complicated programming environments.

The N1019A quickly addresses these challenges through a fully customizable automated environment that seamlessly works with the 86100D digital communications analyzer. The designer may also control other Keysight and non-Keysight equipment, interface with external applications like Excel and MATLAB, and access the device control software.

## Transform Complexity into Simplicity

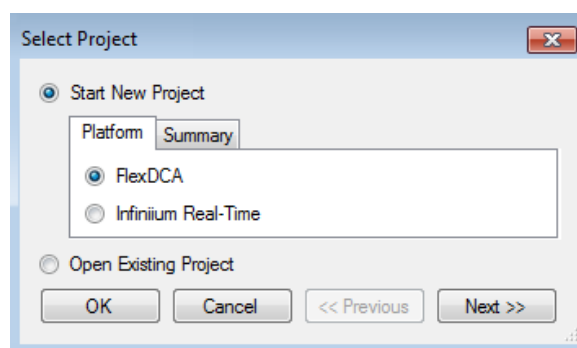
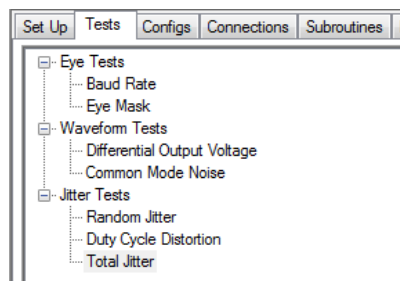
The typical communications standard has many tests and associated conditions. An excerpt from the 28G-SR specification table from the CEI 3.0 Implementation Agreement is below. The designer often uses valuable development time to create test routines when verifying operation to the standard or custom tests. These tests can be easily automated using the N1019A.

Characteristic	Symbol	Minimum	Typical	Maximum	Unit
Baud Rate	T_Baud	19.90		28.05	Gsym/s
Output Differential Voltage	T_Vdiff	800		1200	mVppd
Differential Resistance	T_Rd	80	100	120	$\Omega$
Differential Termination Resistance Mismatch (see Table 1-2)	T_Rdm			10	%
Output Rise and Fall Time (20% to 80%)	T_tr, T_tf	8			ps
Common Mode Noise	t_Nom			12	mVrms
Differential Output Return Loss	T_SDD22				dB
Common Mode Output Return Loss	T_SCC22			-6 -4	dB
Output Common Mode Voltage	T_Vcm	-100		1700	mV

The N1019A user defined application tool enables you to quickly enter and organize your tests, set limits, configure how measurements should be made, and review results. During product development, you can return to the application that you've developed to run individual or suites of tests, and to add more tests. This means performing previously-repetitive test development only once, which simplifies your testing.

Many designers are already familiar with the N5467A user defined application tool that is available for Keysight real-time oscilloscopes. The N5467A has been enhanced to also work with the 86100D DCA-X digital communications analyzer and the license is available for purchase as the N1019A. The initial dialog

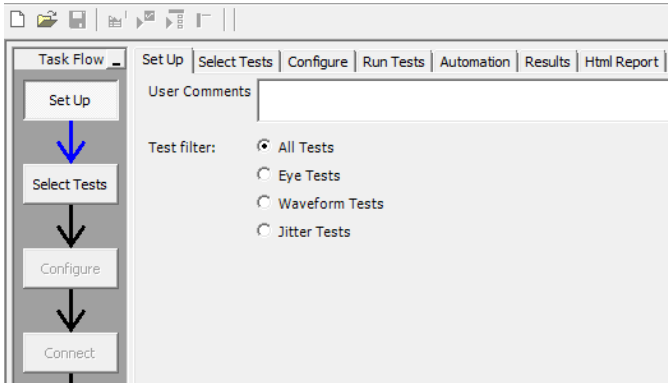
allows the user to choose which oscilloscope platform is being used. You may develop the application on your DCA-X or computer without a license. Once you would like to run the application to perform testing, you install the N1019A license on the DCA-X or computer where the FlexDCA interface is being used.



# Create a Test Suite within Minutes

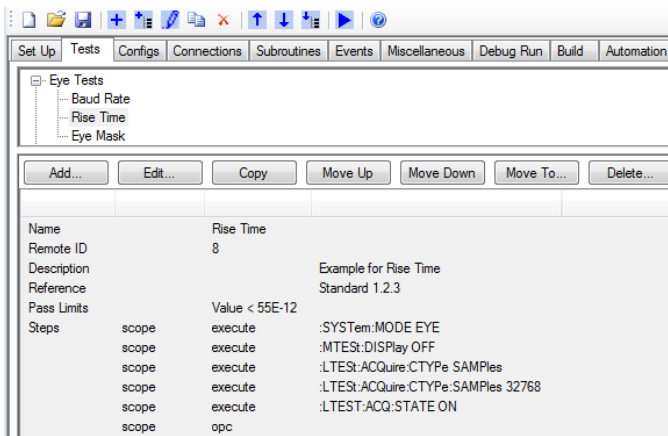
## Create test groups

Logically organize tests into groups which are easy to describe to customers and other users. Choose how to sequence the groups to minimize the test times. Icons for major steps streamline organizing your tests.



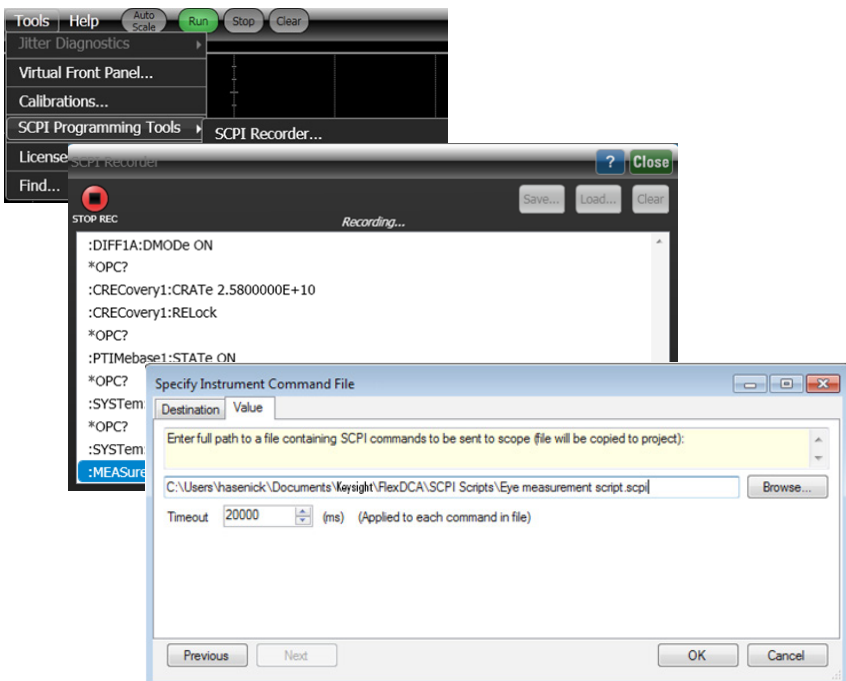
## Develop individual tests

Rapidly develop each test through use of intuitive steps and dialogs. Individual SCPI commands, SCPI command files or subroutines provide flexibility to share tests and sequences between other tests and applications.



## Accelerate test development with powerful SCPI tools

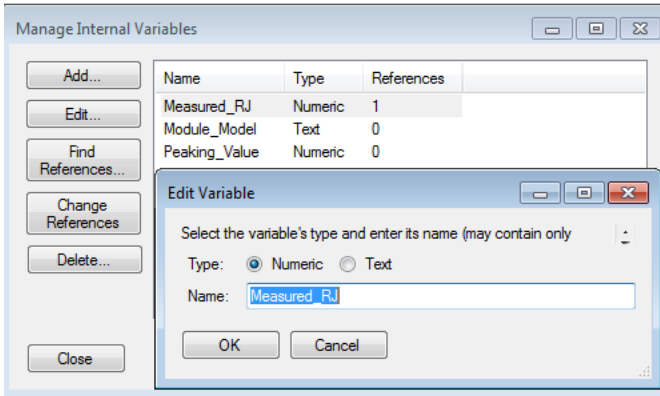
The FlexDCA interface includes intuitive tools to help you connect your equipment and computer and to greatly reduce the time needed to develop individual tests. Rather than typing SCPI commands, use the SCPI recorder to quickly capture the screen touches and button pushes you would normally perform when manually testing. You then copy individual SCPI commands into the desired test or save entire sequences for use in the N1019A.



## Create a Test Suite within Minutes

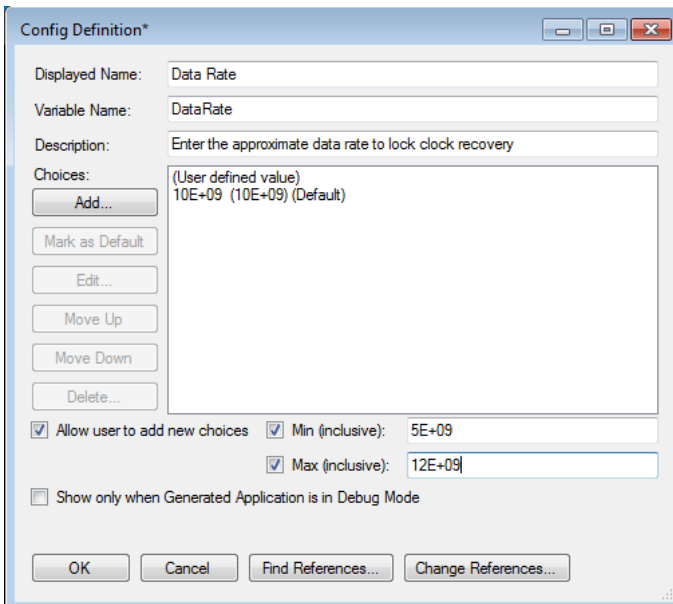
### Use range of variable types

Most test plans have many variables to track. The N1019A provides a wide range of text and numerical variables, mathematical functions and reserved variables for great flexibility in test configuration.



### Configure test conditions

You'll likely control how many samples are acquired, attenuation values, number of jitter patterns and other specific parameters of the test. Limit the choices to specific values or allow the user to enter their own.




## Create a Test Suite within Minutes

### Create test instructions

Show a picture of how each test or groups of tests should be set up and provide a list of user steps.

Instructions for Connection: Waveform and Jitter Connections

Waveform and Jitter Connections



**Phase Trimmers >>  
(recommended)**

**Transmitter**

Please follow these steps.

- 1) Set up your equipment and cables as shown
- 2) Connect your device
- 3) Set device to desired data rate
- 4) Set device to generate the appropriate CEI pattern
- 5) Click below to continue tests

I have completed these instructions    Run Tests     Suppress all connection prompts

### Control your device or other equipment

The 'automation' tab enables you to enter commands to control external devices or equipment, and to further sequence your tests or to control timing.

### N5452A Remote Programming Interface

A single N5452A license will enable remote command/query support for any Infiniium compliance or validation applications running on a single oscilloscope (node-locked). It is more than just an interface; Keysight provides a full-featured development toolkit – fulfilled from order with license redemption.

Set Up | Select Tests | Configure | Connect | Run Tests | Automation | Results | Html Report

Execute commands from:  Script  Files    Start    Settings...

Commands...    Save As...

Create Automation Commands

Create:  Single Command  Entire Script

1. Select application tab or menu and desired action:

Set Up | Select Tests | Configure | Connect | Run Tests | File Menu

Click Radio Button     Select Existing Value from Combo Box  
 Click Check Box     Enter New Value In Combo Box (if accepts user text)  
 Type in Text Box     Connect App to External Instrument

2. Use command(s):

Include Instructions As Comments (lines starting with #)

Copy To Clipboard    Append To Script    More Info    Cancel

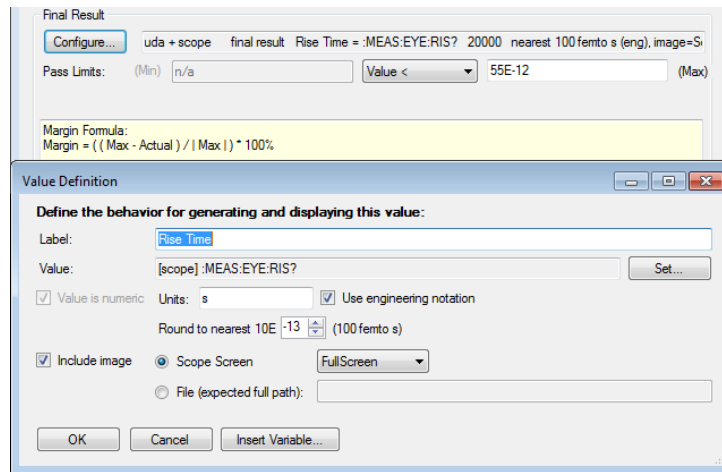
Try a command:  <enter>

Response:

# More Features to Further Streamline Your Development

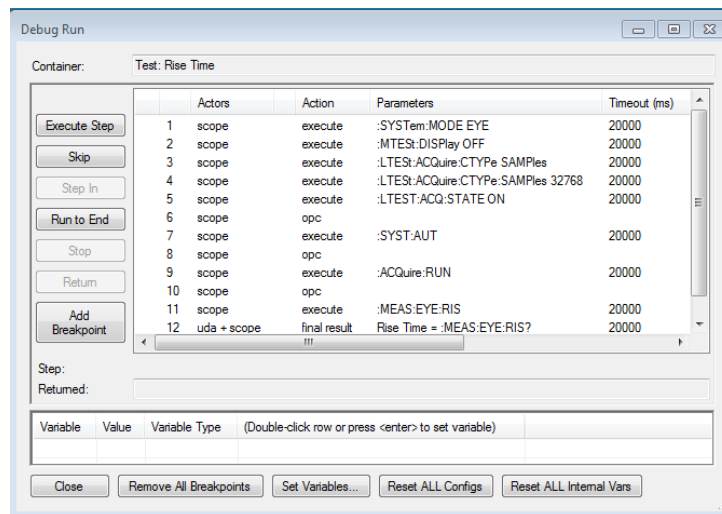
## Configure device test results

Choose the title of test, set test limits from a wide range of options, configure units and format of results, and choose whether to include a screen image. The image can be only the graticule or the entire screen.



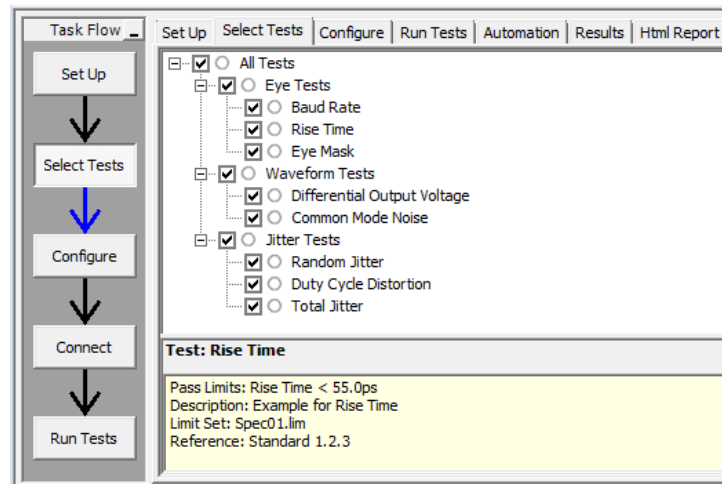
## Run device test plan

From within the N1019A, you may execute an “in-tool” run of your test plan which will exercise all tests just as if they were running in the final application.



## Debug each test

While developing your test application with the N1019A UDA tool, you may verify proper operation of the test sequence prior to building and installing the application. This allows you to prove each sequence works and to verify timing without interaction from other tests.



## More Features to Further Streamline Your Development

### View device results

Admire how well your design is working and determine which parameters need improvement. The device is measured to the limits you've chosen and the optional screen shot is included.

Test Name	Actual Val	Margin	Pass Limits
✓ Rise Time	54.5ps	0.9%	VALUE < 55.0ps

**Details: Rise Time**

✓ Trial 1

Parameter	Value
Pass Limits	< 55.0ps
Parameter Tested	Rise Time
Actual Value	54.5ps

Reference Images: Rise Time

### Obtain test reports

Your users and customers would like a concise summary of how the devices are working. The N1019A provides professional reports showing test configuration, summary of results and detailed results, including screen shots if selected.

**Overall Result: PASS**

Test Configuration Details	
Test Session Details	
FlexDCA SW Version	P.01.80.109
DCA Model Numbers	Frame: N1010A , Slot1: 86108B , Slot2: Not Present , Slot3: Not Present , Slot4: Not Present
DCA Serial Numbers	Frame: MY50100109 , Slot1: US51430111 , Slot2: XXXXXXXXXXXX , Slot3: XXXXXXXXXXXX , Slot4: XXXXXXXXXXXX
Application SW Version	0.01.0004
Debug Mode Used	No
Pass Limits (official)	Spec01.lim
Last Test Date	2012-05-21 16:07:54 -07:00

**Summary of Results**

Test Statistics	
Failed	0
Passed	1
Total	1

Margin Thresholds	
Warning	< 2 %
Critical	< 0 %

Pass #	Failed #	Trials	Test Name	Actual Value	Margin	Pass Limits
✓ 0	0	1	Rise Time	54.5ps	0.9 %	VALUE < 55.0ps

**Report Detail**

Next

✓ Rise Time Reference: Standard 1.2.3

Test Summary: **Pass** Test Description: Example for Rise Time

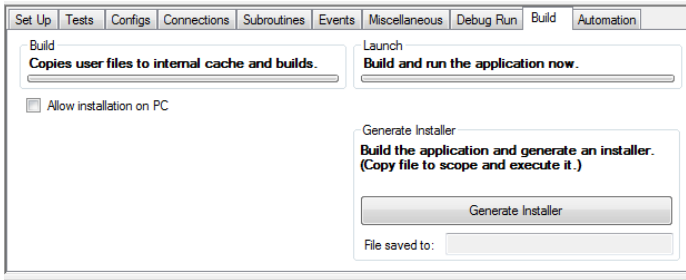
Pass Limits: < 55.0ps Rise Time 54.5ps



## More Features to Further Streamline Your Development

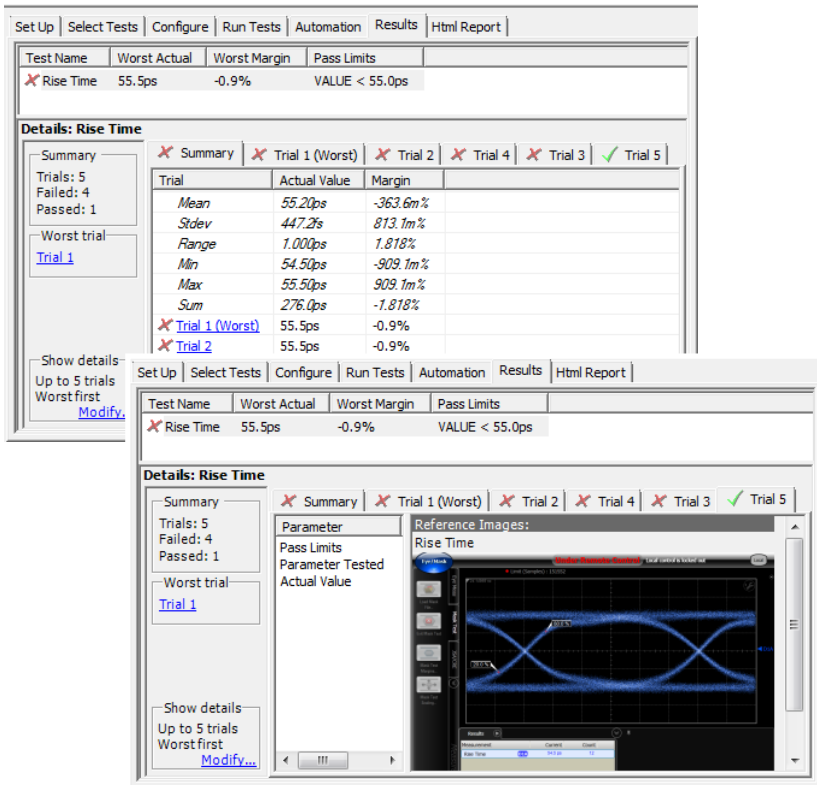
### Create an installer

Once you have proven your tests, you may create an installer that will execute on your DCA-X or computer, wherever the license exists.



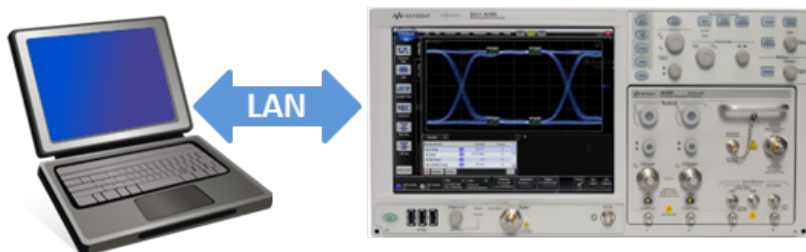
### Collect statistics

The N1019A contains powerful tools to analyze the same device over many runs, or many devices over one or several runs. Viewing of aggregate results or individual results is a mouse click away.



### Configure your solution in many ways

The hardware and software architecture provides wide flexibility. You may install FlexDCA and the N1019A on the mainframe, both on your PC or split between them. This enables you to use your PC for more processing power and other applications, or to have all measurement capability consolidated into a compact solution.



## Choose Industry-Leading Solutions

Keysight offers a wide range of electrical and optical test solutions to address current and emerging communications standards. Select a comprehensive solution or just enough functionality for your test needs.

Product family	Electrical solutions	Optical solutions
Oscilloscope mainframe	86100D DCA-X Digital communications analyzer	
Plug-in modules, receiver	86108B 35/50 GHz 86112A 20 GHz 86117A 50 GHz 86118A 70 GHz	86105C 8.5 GHz 86105D 20 GHz 86115D 20 GHz 86116C 45/65 GHz
Other modules and auxiliary equipment	86107A Precision time base N4877A 28G Clock data recovery and de-multiplexer	N1070A Optical clock data recovery N1075A Optical pick-off/converter
Software solutions	86100D-200 Enhanced jitter 86100D-201 Advanced waveform 86100DU-400 Jitter transfer 86100DU-401 Advanced eye analysis N1012A OIF CEI 3.0 compliance N1019 User defined application tool	86100D-200 Enhanced jitter 86100D-201 Advanced waveform 86100DU-400 Jitter transfer 86100DU-401 Advanced eye analysis N1019 User defined application tool



## Keysight Oscilloscopes

Multiple form factors from 20 MHz to >90 GHz | Industry leading specs | Powerful applications

**myKeysight**

**myKeysight**

[www.keysight.com/find/mykeysight](http://www.keysight.com/find/mykeysight)

A personalized view into the information most relevant to you.



[www.axiestandard.org](http://www.axiestandard.org)

AdvancedTCA® Extensions for Instrumentation and Test (AXIe) is an open standard that extends the AdvancedTCA for general purpose and semiconductor test. Keysight is a founding member of the AXIe consortium. ATCA®, AdvancedTCA®, and the ATCA logo are registered US trademarks of the PCI Industrial Computer Manufacturers Group.



[www.lxistandard.org](http://www.lxistandard.org)

LAN eXtensions for Instruments puts the power of Ethernet and the Web inside your test systems. Keysight is a founding member of the LXI consortium.



[www.pxisa.org](http://www.pxisa.org)

PCI eXtensions for Instrumentation (PXI) modular instrumentation delivers a rugged, PC-based high-performance measurement and automation system.



**Three-Year Warranty**

[www.keysight.com/find/ThreeYearWarranty](http://www.keysight.com/find/ThreeYearWarranty)

Keysight's commitment to superior product quality and lower total cost of ownership. The only test and measurement company with three-year warranty standard on all instruments, worldwide.



**Keysight Assurance Plans**

[www.keysight.com/find/AssurancePlans](http://www.keysight.com/find/AssurancePlans)

Up to five years of protection and no budgetary surprises to ensure your instruments are operating to specification so you can rely on accurate measurements.



[www.keysight.com/go/quality](http://www.keysight.com/go/quality)

Keysight Technologies, Inc.  
DEKRA Certified ISO 9001:2008  
Quality Management System

**Keysight Channel Partners**

[www.keysight.com/find/channelpartners](http://www.keysight.com/find/channelpartners)

Get the best of both worlds: Keysight's measurement expertise and product breadth, combined with channel partner convenience.

For more information on Keysight Technologies' products, applications or services, please contact your local Keysight office. The complete list is available at: [www.keysight.com/find/contactus](http://www.keysight.com/find/contactus)

**Americas**

Canada	(877) 894 4414
Brazil	55 11 3351 7010
Mexico	001 800 254 2440
United States	(800) 829 4444

**Asia Pacific**

Australia	1 800 629 485
China	800 810 0189
Hong Kong	800 938 693
India	1 800 112 929
Japan	0120 (421) 345
Korea	080 769 0800
Malaysia	1 800 888 848
Singapore	1 800 375 8100
Taiwan	0800 047 866
Other AP Countries	(65) 6375 8100

**Europe & Middle East**

Austria	0800 001122
Belgium	0800 58580
Finland	0800 523252
France	0805 980333
Germany	0800 6270999
Ireland	1800 832700
Israel	1 809 343051
Italy	800 599100
Luxembourg	+32 800 58580
Netherlands	0800 0233200
Russia	8800 5009286
Spain	0800 000154
Sweden	0200 882255
Switzerland	0800 805353
	Opt. 1 (DE)
	Opt. 2 (FR)
	Opt. 3 (IT)
United Kingdom	0800 0260637

For other unlisted countries:  
[www.keysight.com/find/contactus](http://www.keysight.com/find/contactus)  
(BP-09-04-14)

