DATA SHEET

Infiniium Real-Time Oscilloscopes

N8855A MXR608A Power Integrity Bundle

Test the Entire Power Ecosystem

The Infiniium MXR-Series Power Integrity Bundle provides all the necessary software applications, probing and hardware options for testing the power conversion, distribution, and consumption in your device.

Use the D9010PWRA software and N7026A probes to test AC/DC conversion of power, the D9010POWA software and N7020A probes to test DC power quality in your PDN, and the N2820A to test current consumption in your device. The D9020BDLP helps you trigger and decode on various command signals in your device, including USB Power Delivery or I^2C/SPI. Other probes and productivity tools are included for your convenience.

See More. Do More. Save Time.

This bundle includes our most powerful MXR-Series oscilloscope. With 6 GHz and 8 channels, you can simply and accurately test the power integrity of your designs like never before. Included in the bundle are common probes and software to get your debugging started.

KEYSIGHT TECHNOLOGIES

Conversion

Power supply analysis is easy with Keysight's D9010PWRA software. The broad range of automated power supply characterization measurements include critical frequency response measurements such as power supply rejection ratio (PSRR) and control loop response (Bode plots).

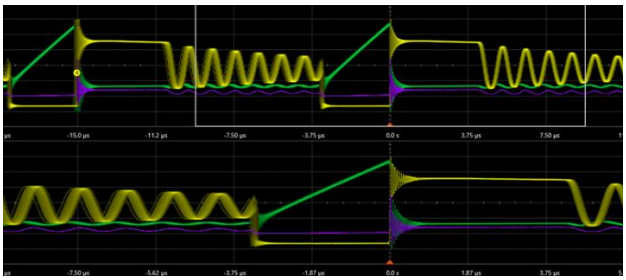

Sequencing

Eight channels of analysis helps to validate the operation of multiple power rails during turn-on/turn-off sequence. If you need to validate the quality and stability of your electronic components and systems, the Infiniium MXR-Series oscilloscope's mask/waveform limit testing capability can save you time and provide pass/fail statistics almost instantly. Mask testing offers a fast and easy way to test your signals to specified standards, as well as the ability to uncover unexpected signal anomalies, such as glitches.

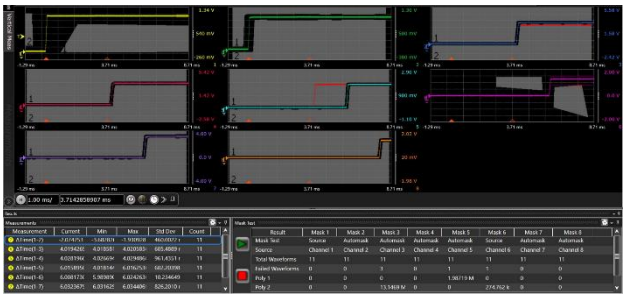

Distribution

The D9010POWA analysis application lets users define a dc supply as either a victim of, or an aggressor to, other periodic transitioning signals and quantifies the amount of adverse interaction involved. In this way, users can see what their DC supply and/or digital signals would look like if they were immune to the negative effects of each other. With this insight, you can make informed decisions about what, if any, next steps you would take to clean up your DC supplies.

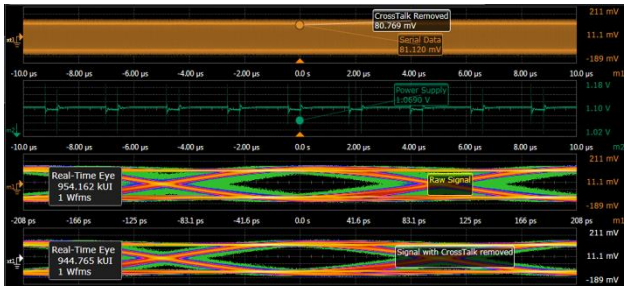

Consumption

As modern battery-powered devices and integrated circuits become more green and energy efficient, there is a growing need to make high-sensitivity, low-level current measurements to ensure the current consumption of these devices is in acceptable limits. The N2820A high-sensitivity probe is engineered to make high-dynamic-range, high-sensitivity measurements to meet today's challenging current measurement needs.

What is Included

N8855A includes the following:

Model number	Quantity	Description
MXR608A	1	Infiniium MXR Real-Time Oscilloscope, 6 GHz, 8 Channels
MXR000-WAV	1	Arbitrary Waveform Generator, 50 MHz
MXR000-MSO	1	MSO Upgrade, 16 channels
D9010SCNA	1	InfiniiScan Measurement and Zone Triggering Software
D9010POWA	1	Power Integrity Analysis Software
D9010PWRA	1	Power Supply Test Software
D9020BDLP	1	Complete Infiniium Protocol Decode/Trigger Bundle
N2796A	2	Active probe – 2 GHz single-ended
N2870A	2	Passive Probe –1:1 35 MHz
N2752A	2	Differential Probe – 6 GHz
N7020A	4	Power Rail Probe – 2 GHz
N2820A	1	High Sensitivity 2 Channel Current Probe (uses a sense resistor)
N7026A	1	AC/DC High Sensitivity Current Probe, 150 MHz (clamp-on style)

The MXR608A includes a 1-year hardware warranty and a 1-year factory calibration certificate. Additional warranty and calibration terms may be optionally added to the MXR608A line item for an additional charge. All other hardware line items and accessories carry their standard warranty terms. Included software application licenses are node locked perpetual licenses and include 1 year of KeysightCare support.

Explore the Keysight Real-Time Oscilloscope Portfolio

Keysight engineers have been creating reliable, insightful products for more than 80 years. We are continually looking for new ways to help you shape the future with innovative products and test solutions. From high performance to extreme value, and bandwidths ranging from 50 MHz to more than 110 GHz, we have the oscilloscope solutions to meet your evolving needs. Below is a small sample of our portfolio; check our website for the latest information.

Product Series	1000 X-Series	3000T X-Series	MXR-Series	V-Series	Z-Series	UXR-Series
Analog channels	2 or 4	2 or 4	4 or 8, *upgradeable*	4	4	1, 2 or 4, *upgradeable*
Bandwidth, all channels	200 MHz	1 GHz	6 GHz	16 GHz	33 GHz	110 GHz
Sample rate, all channels	1 GSa/s	2.5 GSa/s	16 GSa/s	40 GSa/s	80 GSa/s	256 GSa/s
Max memory, all channels	1 Mpts	2 Mpts	400 Mpts	2 Gpts	2 Gpts	2 Gpts
Resolution	8 bits	8 bits	10 bits	8 bits	8 bits	10 bits
Timebase accuracy	50 ppm	1.6 ppm	8 ppb	100 ppb	100 ppb	25 ppb
Intrinsic Jitter	–	–	118 fs	100 fs	50 fs	25 fs
Lowest noise (1 mV/div)	–	113 µV	43 µV	210 µV	410 µV	150 µV
Max ENOB	–	–	9.0	6.6	–	6.8
Logic analysis	–	16 ch.	16 ch.	16 ch.	16 ch.	–
Hardware plotting	Yes	Yes	Yes	–	–	Yes
Screen display	7” WVGA	8.5” WVGA	15.6” Full HD	12.1” XGA	12.1” XGA	15.4” XGA

Learn more at: www.keysight.com

For more information on Keysight Technologies’ products, applications or services, please contact your local Keysight office. The complete list is available at: www.keysight.com/find/contactus

KEYSIGHT TECHNOLOGIES

This information is subject to change without notice. © Keysight Technologies, 2020, Published in USA, September 24, 2020, 3120-1481.EN