

Keysight provides user friendly product documentation at your finger tips. This map serves as a guide to understand types of user documents available and modes of access, i.e., online and offline.


### Document Types

#### Data Sheet



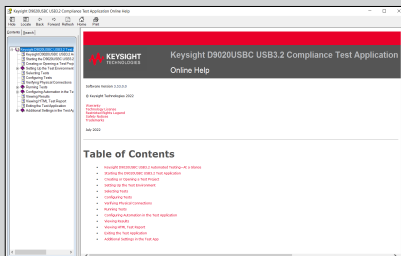
- App Features
- Technical Specifications
- Supported Equipment
- Ordering Information
- License Information
- Functional Overview
- Support and Miscellaneous Info

#### Release Notes




- New Features/Enhancements
- Modifications/Changes
- Issues Resolved and Known Issues
- Recommendations and Notes
- Released Version and Date Info
- Operating System Requirements
- Scope Software Requiements
- Licensing and Installer Naming

#### Online Help




- Starting Test Application
- Creating/Opening a Test Project
- Setting Up Test Environment
- Selecting and Configuring Tests
- Verifying Physical Connections
- Running Tests
- Configuring Automation
- Viewing Results and HTML Report

#### Methods of Implementation (MOI)



- App Installation
- License Installation
- Preparing to Take Measurements
- Starting the Test Application
- Measurements Overview
- Test Implementation Procedures
- Spec References
- Compliance Pass Limits

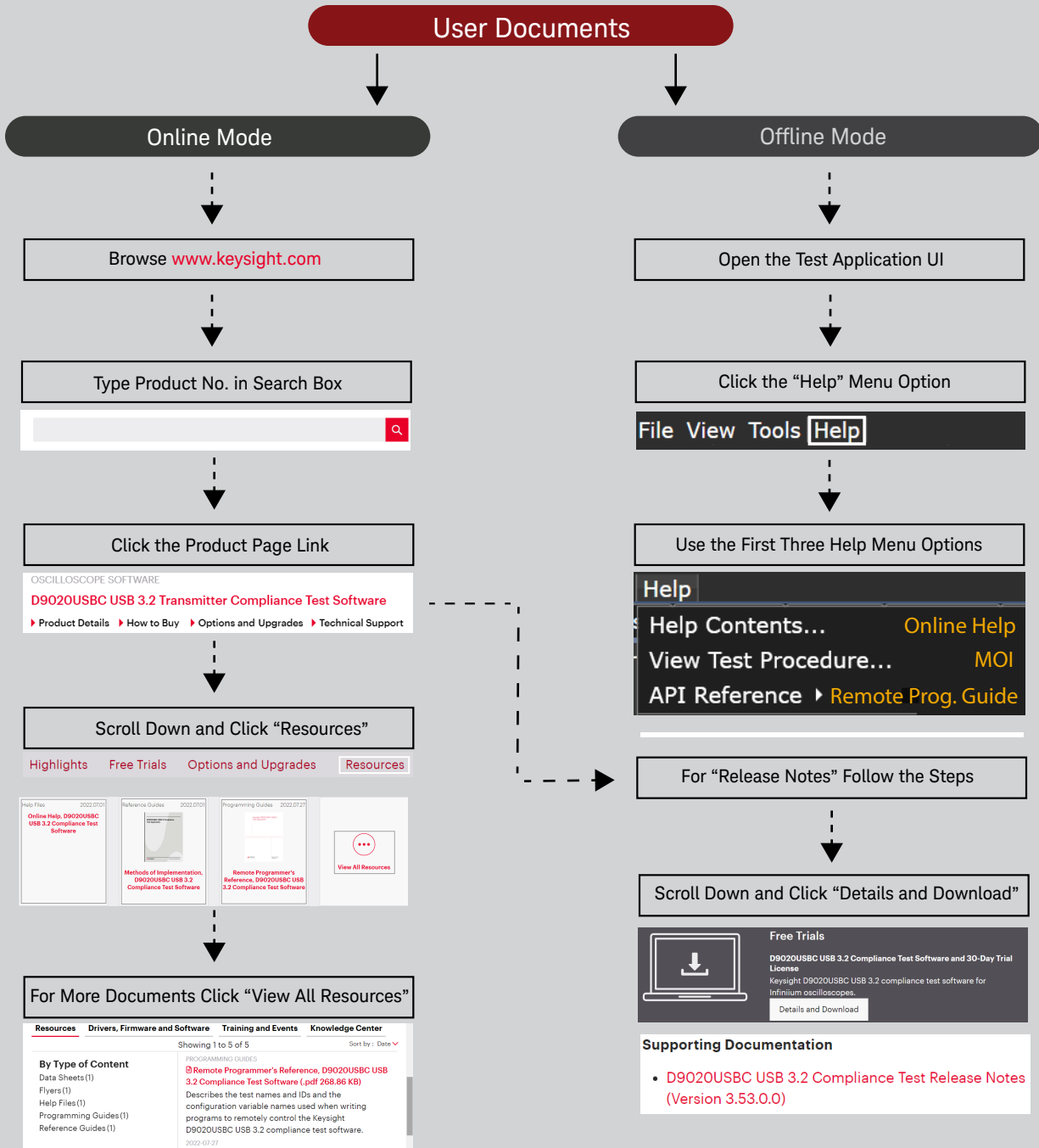
#### Remote Programming Guide



- Introduction to Programming
- Remote Programming Tool Kit
- Config. Variables and Values
- Test Names and IDs
- Instruments

Navigation Map

User Documents



## Recommendations

### Documents in PDF Format



Documents in PDF format are best viewed in the latest version of the Adobe Acrobat Reader.

### Documents in CHM Format



Documents in CHM (Compiled Help Markup) format open in their own frame and do not require any type of viewer. A CHM file placed on a remote PC, server, or website can not be opened directly. Please download the file to your system in order to view its contents perfectly.

### Previous App Versions' Documents

In order to view documents for any older version of the test application, please follow the steps:

#### a. Offline Steps

- i. Please install the required old version of the test application.
- ii. Follow the **Offline Mode** steps to view the documents.

#### b. Online Steps

- i. Open the product page.
- ii. Scroll down and click **Details and Download** option.
- iii. Click **Previous Versions**, and select the required version.
- iv. On the version page, please see the **Supporting Documentation** section.