

# Keysight Technologies

## E6703J W-CDMA/HSPA Lab Application

For the 8960 (E5515C/E) Wireless Communications Test Set

### Technical Overview

Call Setup Screen											
Call Control	Active Cell Operating Mode					Call Params					
	Multi Cell Info	UE Information					Cell Power				
INSI:		Power Class:		Detected PRACH Sig: ----		-55.00					
E-UTRAN/UMTS Interworking Info	INEI(SU): (--)		Init PRACH TX Pou: -42.70 dBm		Init DPCCH TX Pou: -15.00 dBm		dBm/3.84 MHz				
	Called Party Number:					Channel Type					
HS-SCCH Order	UE Expected Open Loop Transmit Power					HSPA					
	Current Service Type		Current Enh CELL_FACH Config			Paging Service					
None		Enh CELL_FACH Config:None			PS Data						
Call Processing Status					HSPA Parameters						
RRC State: Idle		Soft Handover State: Off		34.121 Preset Call Configs							
MM Status: None		Compressed Mode State: Off		Channel (UARFCN) Params							
GMM State: None		Cur DPCH Offset: 0 chips		6 of 6							
HSUPA Information		HSDPA Information		Active Cell							
Rep EDCH Cat/Ext: Unrep/Unrep		Cur UE HS-DSCH Cat: ----		Sys Type: UTRA FDD		1 of 3					
Last Happy Bit: None		Block Error Ratio: ---- %		Logging: No Conn							
Throughput: ---- kbps		Throughput: ---- kbps		ExtRef				Offset		L	
ACKs Transmitted: ----		Blocks Transmitted: ----									

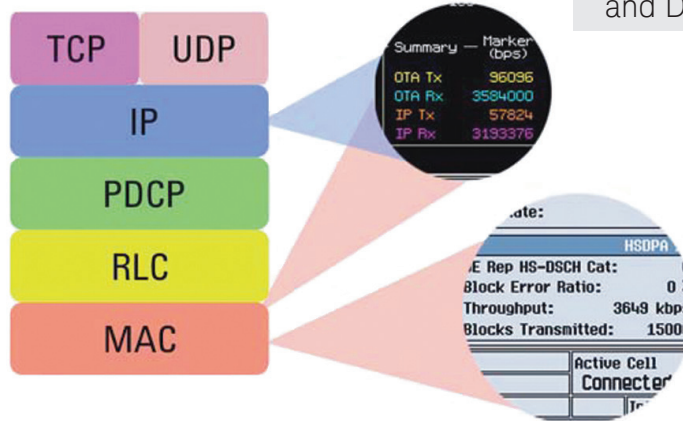
Combining the benefits of W-CDMA/HSPA network emulation with the global leadership of Keysight Technologies, Inc. in analysis technologies, the E5515C/E wireless communications test set and the E6703J lab application provide mobile development engineers with a single desktop instrument—helping you accelerate development and get better devices to market sooner.

## Develop, integrate, and validate devices

Data rates up to:

- 42 Mbps (HSDPA-MIMO with 64QAM)
- 42 Mbps (DB-DC-HSDPA)
- 42 Mbps (DC-HSDPA)
- 28 Mbps (HSDPA-MIMO with 16QAM)
- 21 Mbps (HSPA+)
- 14.4 Mbps (HSDPA)
- 11.5 Mbps (HSUPA)

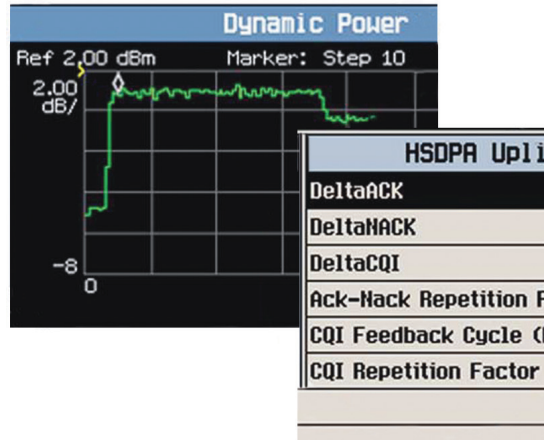
With the Keysight E6703J W-CDMA/HSPA lab application, developers have the only instrument available that provides a systematic approach to root-cause analysis of high throughput issues in the mobile protocol stack; from MAC to IP.



Now with 42 Mbps HSDPA-MIMO, DB-DC-HSDPA, and DC-HSDPA

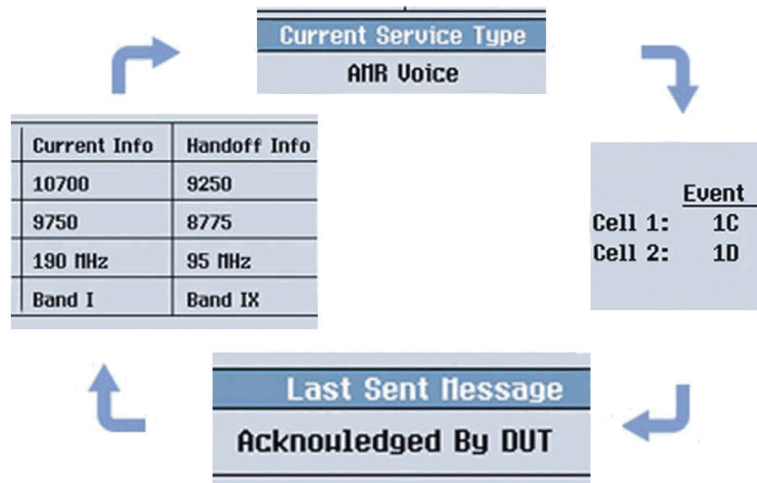
## Get to RF conformance faster

The E6703J is the only solution available providing both signaling variables and measurements for testing 3GPP TS34.121 Sections 5, 6, 7, and 9. Others can emulate HSPA, but only the Keysight solution drives the mobile into the correct state for the latest HSPA testing required by 3GPP.



## Quickly test any design change

With support for voice, video, short message service (SMS), multi-media messaging service (MMS), cell broadcast SMS (CBSMS), circuit-switched data, and packet data call connections, design changes in anything from RF to TCP can be quickly validated with a complete regression test of mobile functions right at your desk.



## Helping You Get Your Job Done Faster

### Fast and flexible signaling—with you in control of network operations

Our network emulation is designed to make connecting calls fast and simple—and give you choices. We have pulled some of the most commonly requested parameters up from the protocol stack, providing many different connection scenarios without requiring you to fully understand the 3GPP stack and a complex scripting language. The E6703J delivers the control you need to get your job done faster.


HSDPA RB Test Serving Cell Parm	Value
RB Test User Defined HSDPA MIMO State	On
RB Test Node Number of Transport Blocks	2
RB Test Node Primary Precoding Weight Config	Def 3rd121-01
RB Test Node Static Primary Precoding Weight	1
RB Test User Defined 64QAM State	On
RB Test User Defined HS-DSCH TB Size Table	Octet Aligned
RB Test User Defined Active HS-DSCHs	15
RB Test User Def Tr	3 Setup Timing In.
Sintersearch	
Sintrasearch	
T3212 Periodic Location	
Default DPCH Q	U 0b
CTCH Allocation	0 decihours
CBS Frame Off	0 x 512 chips
Network Node c	50 frames
	0 frames
	1

### The world's wireless applications brought right to your fingertips

Keysight lab applications bring testing and tuning end-user applications right to your desk—without limiting how far your device may search when looking for real content. With our industry-leading SMS/MMS/cell broadcast messaging capabilities, live end-to-end video conferencing, and blazing fast packet connections to the Internet over RF, you have the capability to test most mobile applications fully without leaving your office.




Cell Broadcast Message 3 Setup	Value
Geographical Sc	Cell / Normal
Message Code	0
Update Number	0
Message Identif	0
Data Coding Sche	Language
Data Coding Sche	English
Data Coding Sche	1
Content	Text1



### Developing more than just W-CDMA/HSPA devices? Just hook it up and go!

If your development needs go beyond W-CDMA/HSPA, with additional firmware that same box on your desk can connect calls from GSM to EDGE Evolution and everything in between. Keysight leads the industry in support of 2G, 3G, and 3.5G solutions for cdma2000®, 1xEV-DO, TD-HSUPA, HSDPA-MIMO, DB-DC-HSDPA, and DC-HSDPA. Contact your Keysight sales engineer to learn how the E5515C/E test set gives you the flexibility to adapt quickly to emerging standards and technologies.

Together with the new Keysight wireless test platform, the E7515A UXM, the 8960 supports all kinds of inter-



- DB-DC-HSDPA
- HSDPA-MIMO
- DC-HSDPA
- HSPA+
- HSUPA
- HSDPA
- W-CDMA
- TD-HSUPA
- TD-HSDPA
- TD-SCDMA
- 1xEV-DO
- cdma2000
- IS-95
- EDGE Evolution
- EGPRS
- GPRS
- GSM

RAT tests such as connected data handover, SRVCC, CSFB, and RRC release with redirection.

Get started with the W-CDMA/HSPA lab applications today at: [http://wireless.agilent.com/rfcomms/refdocs/wcdma/wcdma\\_getting\\_started.html](http://wireless.agilent.com/rfcomms/refdocs/wcdma/wcdma_getting_started.html)

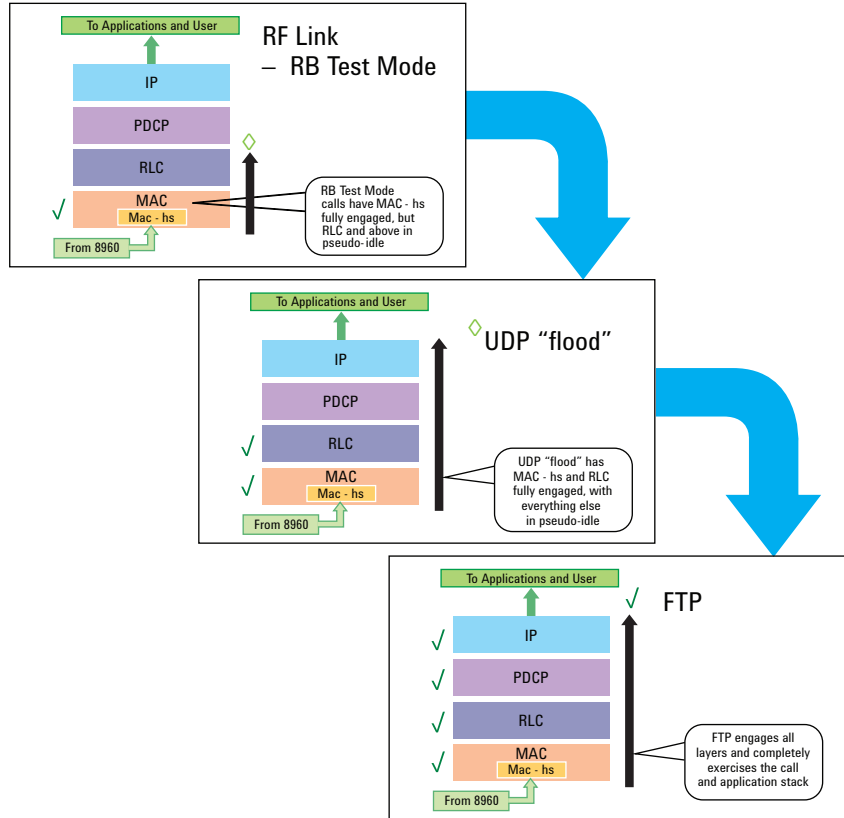
## Find Design Issues Earlier, Resolve Them Faster

### Functional test analysis

Reduce development and verification cycle time by systematically engaging mobile device layers “up the stack” to find design problems early—before they are found by your customers.

Validate a phone’s data throughput capability while using SMS, MMS, data transfer, video, or other 3G services, all in the presence of realistic network impairments.

Drive down defect resolution cost by finding complex hardware, protocol, and application related issues that are specific to how the phone will function on the network, early in the design cycle. All this for a price that is significantly less than traditional script-based test equipment.



### Base station emulation

From basic network settings like country code and cell ID, lab application variables for network emulation extend into such things as network operating mode, TMSI assignment, authentication, neighbor list management, and PDP context rejection; giving you the flexibility you need.

SIB11 Cell Info List	Current
	Calling Party Number
Compressed Mode Info	Calling Party Number Inclusion
	Calling Party Number
	Number Type

### The pulse of mobile/network interactions

Wireless Protocol Advisor software gives you all messages for the mobile and network from MAC layer all the way to IP. And, with triggering and filtering functionality, you can set up troublesome scenarios that fail intermittently on Friday and come back Monday morning with a bounded and focused protocol log of exactly what happened surrounding the particular issue. The latest protocol logging for DC-HSDPA and HSDPA-MIMO can help you find and resolve problems early in the design life cycle.

### RF conformance—mandatory in GCF

Today, with the availability of more competitive mobile devices, network operators are becoming very selective, and demanding validation. With the largest and most compliant set of RF measurements available among one-box-testers, the E5515C/E can get you into validation sooner. [http://rfmw.em.keysight.com/rfcomms/refdocs/wcdma/wcdma\\_meas\\_navigation.html](http://rfmw.em.keysight.com/rfcomms/refdocs/wcdma/wcdma_meas_navigation.html)

9.3.1 (UE Cat 13, 14, 17, 18):HSDPA:64QAM
6.3B:HSPA+:64QAM
5.13.1AAA, 5.13.2C:HSPA+:UL 16QAM
5.2E:HSPA+:UL 16QAM
6.3C:DC-HSDPA:16QAM
6.3D:DC-HSDPA:64QAM
6.3E:DB-DC-HSDPA:16QAM

2A, 5.9A, and 5.10A with QPSK
7A and 5.13.1A with QPSK
3A with 16QAM
2A, 5.9A, and 5.10A with 16QAM
7A and 5.13.1A with 16QAM

Waveform Qual - EVM 6.16 %  
 Freq Error -2.46 Hz  
 Origin Offset -41.6 dB

## E6703 Family of Lab Applications

E6703J is our latest application release for the industry leading call box and the right choice for R&D engineers needing world class functionality in a single instrument. The E6703J added several capabilities including:

- HSDPA-MIMO test modes and IP data support both for 28 Mbps with 16QAM, and 42 Mbps with 64QAM downlink
- DB-DC-HSDPA test modes and IP data support for 42 Mbps downlink
- Baseband fading for DC-HSDPA and HSDPA-MIMO with PXB
- LTE/3G interRAT handover such as, 3G redirect to LTE, and SMS over SGs
- Enhanced CPC to work simultaneously with MAC-ehs
- Enhanced Cell\_Fach for both uplink and downlink

For a complete comparison of our 8960 W-CDMA/HSPA products, please see:

[http://www.home.keysight.com/upload/cmc\\_upload/All/E1963a\\_E6703x\\_FeatureComparison.pdf](http://www.home.keysight.com/upload/cmc_upload/All/E1963a_E6703x_FeatureComparison.pdf)

## Technical Specifications

These specifications apply to an E5515C/E mainframe with Option 003 installed when used with the latest shipping version of the E6703J lab application.

The above application also includes functionality described within the latest shipping version of E1963A W-CDMA test application with firmware. Please refer to the E1963A data sheet for details and specifications for all functionality covered within the E1963A at:

<http://literature.cdn.keysight.com/litweb/pdf/5990-5637EN.pdf>

Specifications describe the test set's warranted performance and are valid for the unit's operation within the stated environmental ranges unless otherwise noted.

Supplemental characteristics are intended to provide typical, but non-warranted, performance parameters that may be useful in applying the instrument. These characteristics are shown in italics and labeled as "typical". All units shipped from the factory meet these typical numbers at +25 °C ambient temperature without including measurement uncertainty.

## Technical Specifications (continued)

<b>W-CDMA RF analyzer (measurements only)</b>	
<b>Change of TFC</b>	
Measurement method	The measured results include the step-down and step-up relative power, along with the step-down and step-up error, for all symmetric reference measurement channels supported
Input center frequency ranges	800 to 1000 MHz 1700 to 1990 MHz
Input power level range	-61 to +28 dBm
Change of TFC relative measurement accuracy	< +3.0 dB for power range < 26 dB
Measurement interval	617 $\mu$ s (= 1 timeslot (667 $\mu$ s) – 25 $\mu$ s transient periods at either side of the nominal timeslot boundaries)
Measurement triggers	Protocol and external
Temperature range	+2 to +55 $^{\circ}$ C
Concurrency capabilities	Change of TFC measurements cannot be made concurrently with other measurements
<b>Out of sync handling of output power</b>	
Measurement method	The E6703J provides signaling and parameter configuration for this measurement, but requires use of an external analyzer to perform the required measurement
Input center frequency ranges	800 to 1000 MHz 1700 to 1990 MHz
Input power level range	-61 to +28 dBm
Temperature range	+20 to +55 $^{\circ}$ C
Concurrency capabilities	Out of sync handling of output power measurements cannot be made concurrently with other measurements
<b>PRACH preamble analysis measurement</b>	
Measurement method	The measured results include the same results as IQ tuning (excluding PCDE) done on UE PRACH preambles; relative power versus chip is also included
Measurement chip rate	3.84 Mcps
Frequency range	800 to 1000 MHz 1700 to 1990 MHz
Input level range	-25 to +28 dBm
EVM measurement range	Up to 35% EVM
EVM measurement accuracy	2.3% residual EVM +0.5% algorithm EVM error valid within +10 $^{\circ}$ C of the temperature at which the previous "Calibrate Measurements" was executed
Frequency error measurement range	+1 kHz
Frequency error measurement accuracy	+5 Hz
Timing error measurement range	+25 $\mu$ s
Timing error measurement accuracy	+130 ns (0.5 chips)
Measurement interval	All results except relative power (user-selectable to one of two) <ul style="list-style-type: none"> <li>- 1067 <math>\mu</math>s (= PRACH preamble burst = (4096 chips)</li> <li>- 1017 <math>\mu</math>s (= PRACH preamble burst – 25 <math>\mu</math>s transient periods at beginning and end of bursts = 3904 chips)</li> </ul> Relative power (not user-settable) <ul style="list-style-type: none"> <li>- 1067 <math>\mu</math>s (= PRACH preamble burst = 4096 chips)</li> </ul>
Trigger mode	Auto, protocol, external, RF rise
RF rise trigger	Nominal trigger range = expected power setting +9 dB
Temperature range	+20 to +55 $^{\circ}$ C



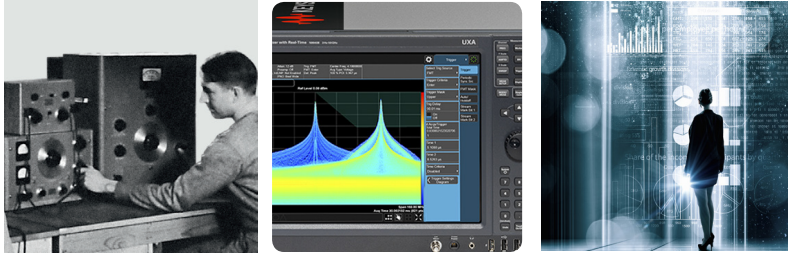
## Technical Specifications (continued)

Reporting of CQI measurement	
Measurement description	<p>The channel quality indicator (CQI) value is a measurement report sent to the network by the UE indicating that for the data block just received, if the downlink channel had been formatted as indicated by the reported or lower CQI value, the HSDPA block error ratio for the channel would not have exceeded 10%.</p> <p>The reporting of channel quality indicator test has two parts, which are run in sequential order</p> <p>Part 1: Measure CQI variance</p> <p>Part 2: Measure HSDPA BLER vs. CQI sense</p>
Measurement results	Graphical and numeric results are provided for cumulative frequency distributions
Part 1 numeric results provided	<ul style="list-style-type: none"> <li>- Downlink TF CQI</li> <li>- CQI reports</li> <li>- Median CQI</li> <li>- CQI in range (%)</li> <li>- Pass/Fail</li> </ul>
Part 2 numeric results provided	<ul style="list-style-type: none"> <li>- Downlink TF CQI</li> <li>- Median CQI</li> <li>- statDTXs</li> <li>- Filtered ACKs</li> <li>- Filtered NACKs</li> <li>- Filtered ACKs + NACKs</li> <li>- Filtered BLER (%)</li> </ul> <p>The existing HBLER measurement is used in the reporting of CQI measurement. See the E1963A data sheet for more details</p>
Measurement interval	Defined in 3GPP TS 34.121
Trigger mode	HS-DPCCH
Temperature range	+20 to +55 °C
Concurrency capabilities	Reporting of CQI measurements cannot be made concurrently with other measurements
Option 004 digital bus	
Functionality	Allows baseband, digital IQ data from the signal generator to be sent to an external N5106A PXB baseband generator and channel emulator for fading and then returned to the test set for modulation
Connector	Rear panel, 50 pin high density
Signal generator ALC mode	Closed or open (default of closed); open loop mode must be used during fading to maintain the desired signal characteristics
ALC open loop calibration	Calibrates the RF source when operating in the ALC open loop mode; the accuracy remains valid with a +5 °C window of the temperature at which the calibration was performed
ALC open loop RF in/out composite absolute output level accuracy degradation (must add this to the main level accuracy specification for temperatures within +5 °C of the last ALC open loop calibration)	<p>&lt; +0.75 dB, -109 to -70 dBm/1.23 MHz,</p> <p>&lt; +0.50 dB, -70 to -35 dBm/1.23 MHz,</p> <p>&lt; +0.75 dB, -35 to -13 dBm/1.23 MHz</p>
ALC open loop RF out only composite absolute output level accuracy degradation (must add this to the main level accuracy specification)	<p>&lt; +0.75 dB, -109 to -70 dBm/1.23 MHz,</p> <p>&lt; +0.50 dB, -70 to -35 dBm/1.23 MHz,</p> <p>&lt; +0.75 dB, -35 to -13 dBm/1.23 MHz</p>
ALC open loop carrier feedthrough:	<i>Typically &lt; -40 dBc, (nominal ambient &lt; -47 dBc after IQ calibration)</i>

## Evolving Since 1939

Our unique combination of hardware, software, services, and people can help you reach your next breakthrough. We are unlocking the future of technology.

From Hewlett-Packard to Agilent to Keysight.



For more information on Keysight Technologies' products, applications or services, please contact your local Keysight office. The complete list is available at: [www.keysight.com/find/contactus](http://www.keysight.com/find/contactus)

### Americas

Canada	(877) 894 4414
Brazil	55 11 3351 7010
Mexico	001 800 254 2440
United States	(800) 829 4444

### Asia Pacific

Australia	1 800 629 485
China	800 810 0189
Hong Kong	800 938 693
India	1 800 11 2626
Japan	0120 (421) 345
Korea	080 769 0800
Malaysia	1 800 888 848
Singapore	1 800 375 8100
Taiwan	0800 047 866
Other AP Countries	(65) 6375 8100

### Europe & Middle East

Austria	0800 001122
Belgium	0800 58580
Finland	0800 523252
France	0805 980333
Germany	0800 6270999
Ireland	1800 832700
Israel	1 809 343051
Italy	800 599100
Luxembourg	+32 800 58580
Netherlands	0800 0233200
Russia	8800 5009286
Spain	800 000154
Sweden	0200 882255
Switzerland	0800 805353
	Opt. 1 (DE)
	Opt. 2 (FR)
	Opt. 3 (IT)
United Kingdom	0800 0260637

For other unlisted countries: [www.keysight.com/find/contactus](http://www.keysight.com/find/contactus) (BP-9-7-17)

**DEKRA Certified**  
ISO 9001 Quality Management System

[www.keysight.com/go/quality](http://www.keysight.com/go/quality)  
Keysight Technologies, Inc.  
DEKRA Certified ISO 9001:2015  
Quality Management System

### myKeysight

#### myKeysight

[www.keysight.com/find/mykeysight](http://www.keysight.com/find/mykeysight)

A personalized view into the information most relevant to you.

[www.keysight.com/find/emt\\_product\\_registration](http://www.keysight.com/find/emt_product_registration)

Register your products to get up-to-date product information and find warranty information.

### KEYSIGHT SERVICES

Accelerate Technology Adoption.  
Lower costs.

#### Keysight Services

[www.keysight.com/find/service](http://www.keysight.com/find/service)

Keysight Services can help from acquisition to renewal across your instrument's lifecycle. Our comprehensive service offerings—one-stop calibration, repair, asset management, technology refresh, consulting, training and more—helps you improve product quality and lower costs.



#### Keysight Assurance Plans

[www.keysight.com/find/AssurancePlans](http://www.keysight.com/find/AssurancePlans)

Up to ten years of protection and no budgetary surprises to ensure your instruments are operating to specification, so you can rely on accurate measurements.

#### Keysight Channel Partners

[www.keysight.com/find/channelpartners](http://www.keysight.com/find/channelpartners)

Get the best of both worlds: Keysight's measurement expertise and product breadth, combined with channel partner convenience.

[www.keysight.com/find/e6703j](http://www.keysight.com/find/e6703j)



This information is subject to change without notice.  
© Keysight Technologies, 2017  
Published in USA, December 1, 2017  
5990-4517EN  
[www.keysight.com](http://www.keysight.com)