

# Keysight Technologies Mini In-Circuit Tester

## Data Sheet



The Keysight Mini In-Circuit Tester (ICT) is designed as a modular in-circuit test unit in a 5U, 19-inch rack mount form to flexibly complement the existing tests in your manufacturing line to increase your test coverage as well as failure diagnostics capabilities.

## Overview

The electronics world is blooming with millions of different printed circuit board assemblies, and each has its own functionalities. Keysight Mini ICT provides you scalable, modularized in-circuit test to fit different types of test requirements with device-level failure diagnostics capability.

Not all kinds of boards can go through standard in-circuit tests procedures. Some of them can only be tested with simple functional tests due to constraints such as board size, test access, cost of the board, production yield, etc. However, common defects such as opens, shorts or component failures are harder to find when only functional test is used.

The Keysight Mini ICT provides device-level failure information using ICT test technologies such as enhanced vectorless test, boundary scan, on-board programming and general digital tests for ease of deployment for a flexible test strategy.

## Benefits of In-Circuit Test

In-circuit test (ICT) technologies are invented to provide in-depth failure information to reduce repair efforts such as repair time and the required engineer qualification levels. It normally requires bed-of-nails fixtures as well as on-board test pads to provide test access to the individual components. ICT has been a very successful tool to help all kinds of electronics boards achieve fast ramp-up with high quality in the manufacturing environment.




Figure 1. Functional test fixture with in-circuit test coverage

In-circuit test systems normally refer to floor standing systems operated as a stand-alone, unique test process. Keysight Mini ICT packs the full power of an in-circuit tester into an instrument-sized box that can be easily and flexibly integrated into any existing test rack. The products tested on the test rack can immediately benefit from the ICT technologies to get manufacturing defects removed early and quickly.

Basic in-circuit test features analog component tests, such as opens, shorts, resistors, capacitors and inductor tests. The Keysight Mini ICT provides modern enhancements around familiar features, such as intelligent shorts learning, circuit analysis-based parallel component analysis, and user-friendly tools that show parallel and connecting devices. These help to ensure that basic in-circuit test is implemented easily and runs stably.

With Keysight's patented vectorless test suite, VTEP v2.0 Powered, tests such as functional test will be boosted with significantly higher failure details with accurate results. With a simple sensor plate on top of the IC and connectors, the mini ICT pumps in signals to your device and senses the signal back from those sensors. This is sufficient to tell if the solder joints are open. If boundary scan devices are available, VTEP v2.0 Powered test coverage can be extended to the connecting ICs and connectors, without the need for test probes or bed-of-nails fixtures.

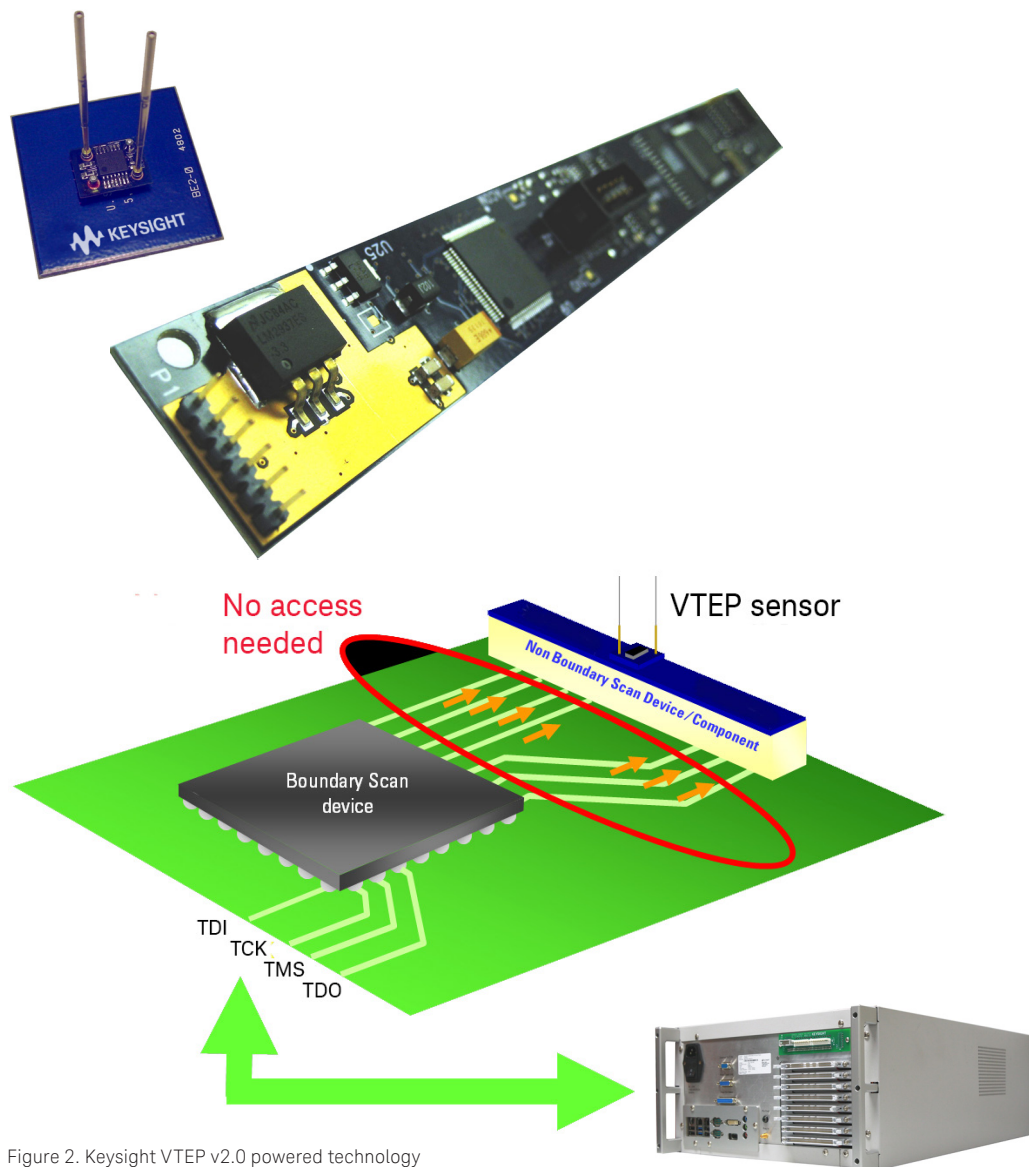


Figure 2. Keysight VTEP v2.0 powered technology

## Mini But Strong

Furthermore, the Mini ICT supports true powered digital test with per-pin programmable digital drivers and receivers. With more than five times of back-driving capability compared to other platforms, the Mini ICT delivers the most stable digital tests. Digital channels from the Mini ICT are specially designed with signal-to-ground pairs that guarantee superior signal quality. The real-time driver monitoring mechanism removes the worries about damages from over-driving. Furthermore, the Mini ICT shares digital test libraries with the industry leading i3070 systems, enabling you to save time and effort by leveraging existing libraries that you may already have.

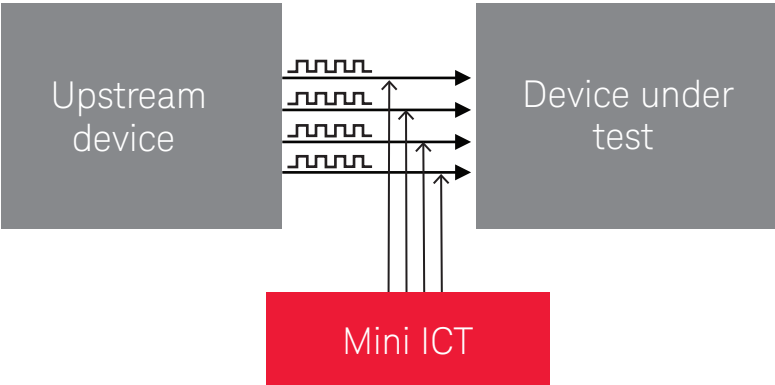


Figure 3. Back Driving when upper stream device cannot be disabled

For device programming capabilities, the Mini ICT provides Inter-Integrated Circuit (I<sup>2</sup>C) and serial peripheral interface (SPI) serial programming capabilities as a standard offering, and it can be easily integrated with other external programming tools to expand the range of test coverage.

## SCPI Command Support

Standard Commands for Programmable Instruments (SCPI) is a well-accepted industry standard when controlling instruments remotely. Keysight Mini ICT is the first ICT-based instrument that come with SCPI command support in the industry. This enables lots of integration opportunities for the Mini ICT to work with other instruments to complete the overall test required.

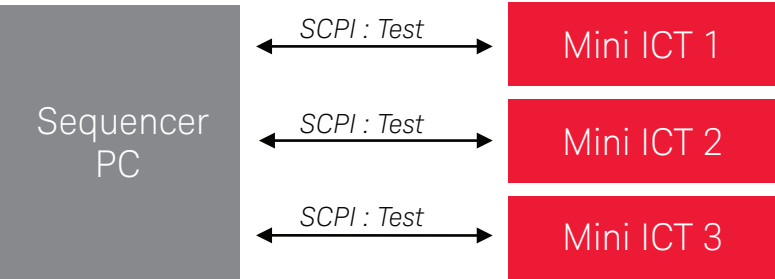


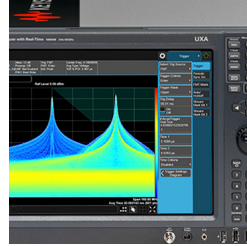

Figure 4. Controlling multiple Mini ICTs with SCPI at one time

## Specifications

Keysight Mini ICT	
Maximum node count	512
Maximum digital driver/receiver channels	256
SCPI command support	Yes
External power supply control	Yes
Keysight VTEP 2.0 Powered	Yes
On board programming	Yes
Boundary scan	Yes, native with interconnect capabilities
Digital test library support	Keysight VCL/PCF
Analog component test	Resistors, capacitors, inductors, diodes, transistors/FET, and jumpers
Voltage measurement	Max 100 V
Frequency measurement	200 Mhz, 12 sets, with frequency mux card
Digital test engine characteristics	
Digital multiplexing	1:1; Un-muxed
Per-pin programmable receiver	0 to 4.85 V
Per-pin programmable driver	0 to 5 V
Max sink current	Peak 500 mA
Max source current	Peak 500 mA
Pattern rate	Maximum 2 MPS
Programmable vector cycle	Programmable
Programmable vector cycle resolution	50 ns
Programmable receive delay	Programmable
Programmable receive delay resolution	10 ns
Dimensions	630 mm (L) x 482.6 mm (W) x 222.5 mm (H)

## From Hewlett-Packard through Agilent to Keysight

For more than 75 years, we've been helping you unlock measurement insights. Our unique combination of hardware, software and people can help you reach your next breakthrough. **Unlocking measurement insights since 1939.**



1939

THE FUTURE

### myKeysight

#### myKeysight

[www.keysight.com/find/mykeysight](http://www.keysight.com/find/mykeysight)

A personalized view into the information most relevant to you.

### Keysight Infoline

#### Keysight Infoline

[www.keysight.com/find/service](http://www.keysight.com/find/service)

Keysight's insight to best in class information management. Free access to your Keysight equipment company reports and e-library.

#### Keysight Channel Partners

[www.keysight.com/find/channelpartners](http://www.keysight.com/find/channelpartners)

Get the best of both worlds: Keysight's measurement expertise and product breadth, combined with channel partner convenience.

[www.keysight.com/find/mini-ict](http://www.keysight.com/find/mini-ict)

For more information on Keysight Technologies' products, applications or services, please contact your local Keysight office. The complete list is available at: [www.keysight.com/find/contactus](http://www.keysight.com/find/contactus)

### Americas

Canada	(877) 894 4414
Brazil	55 11 3351 7010
Mexico	001 800 254 2440
United States	(800) 829 4444

### Asia Pacific

Australia	1 800 629 485
China	800 810 0189
Hong Kong	800 938 693
India	1 800 11 2626
Japan	0120 (421) 345
Korea	080 769 0800
Malaysia	1 800 888 848
Singapore	1 800 375 8100
Taiwan	0800 047 866
Other AP Countries	(65) 6375 8100

### Europe & Middle East

Austria	0800 001122
Belgium	0800 58580
Finland	0800 523252
France	0805 980333
Germany	0800 6270999
Ireland	1800 832700
Israel	1 809 343051
Italy	800 599100
Luxembourg	+32 800 58580
Netherlands	0800 0233200
Russia	8800 5009286
Spain	800 000154
Sweden	0200 882255
Switzerland	0800 805353
	Opt. 1 (DE)
	Opt. 2 (FR)
	Opt. 3 (IT)
United Kingdom	0800 0260637

For other unlisted countries:  
[www.keysight.com/find/contactus](http://www.keysight.com/find/contactus)  
(BP-02-10-16)

DEKRA Certified  
ISO 9001 Quality Management System

[www.keysight.com/go/quality](http://www.keysight.com/go/quality)  
Keysight Technologies, Inc.  
DEKRA Certified ISO 9001:2015  
Quality Management System