

Keysight Technologies

SATA Protocol Triggering and Decode for Infiniium Series Oscilloscopes

Data Sheet

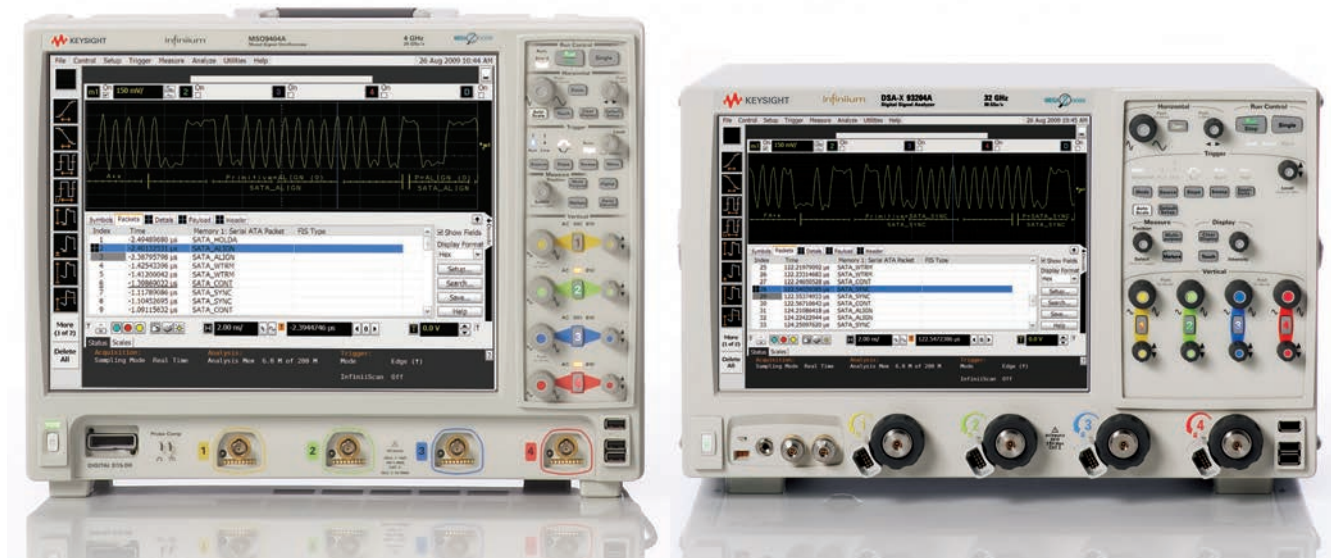


Table of Contents

SATA03

SATA Setup, Protocol Triggering, and Search Capabilities04

CAN Protocol Decode05

SATA Application Specifications and Characteristics06

Recommended Oscilloscopes07

Ordering Information07

Related Literature08

Keysight Oscilloscopes08

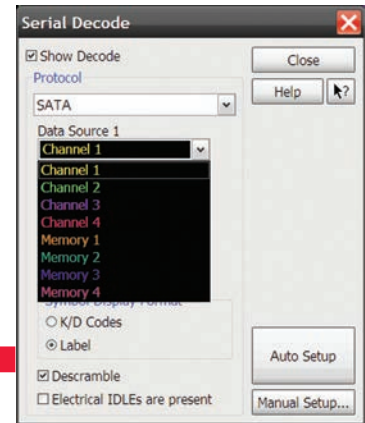
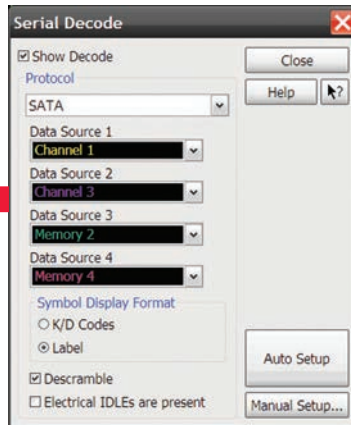

Evolving Since 1939..... 10

SATA

SATA (Serial Advanced Technology Attachment) Serial bus is an interface used to connect ATA hard drives to a computer's motherboard. However, since these protocols transfer bits serially, using a traditional oscilloscope has limitations. Manually converting captured 1's and 0's to protocol requires significant effort, can't be done in real-time, and includes potential for human error. As well, traditional scope triggers are not sufficient for specifying protocol-level conditions.

Extend your scope capability with the Keysight Technologies, Inc. SATA triggering and decode application. This application makes it easy to debug and test designs that include SATA buses using your Infiniium Series oscilloscope.

- Set up your scope to show SATA protocol decode in less than 30 seconds.
- Get access to a rich set of integrated protocol-level triggers.
- Save time and eliminate errors by viewing packets at the protocol level.
- Use time-correlated views to quickly troubleshoot serial protocol problems back to their timing or signal integrity root cause.



Easy to find

Turn decode on/off via the "Serial Decode" button on the front of 9000 Series scopes or in the "Setup" menu. View decode embedded on the waveform display or in the protocol viewer listing window. (See pages 4 to 5.)

30 second SATA setup

Configure your oscilloscope to display protocol decode in under 30 seconds. Use "Auto Setup" to automatically configure sample rate, memory depth, threshold and trigger levels, and clock recovery for SATA.

Support for both live and saved waveforms

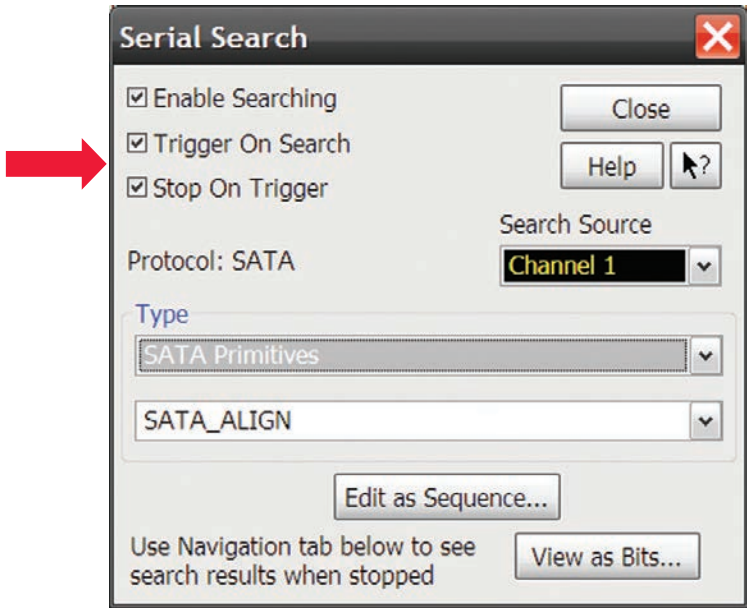
Perform and view decode information on both live and saved waveforms. Decode up to any combination of 4 live or saved waveforms.



SATA Setup, Protocol Triggering, and Search Capabilities

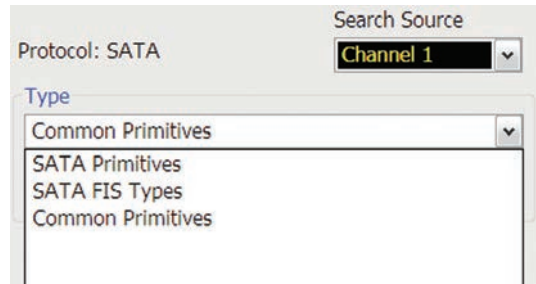
Get access to a rich set of integrated protocol-level triggers. The application includes a suite of configurable protocol-level trigger conditions specific to SATA. When serial triggering is selected, the application uses software-based triggering.

With software-based protocol triggering, the oscilloscope takes signals acquired using scope channels and reconstructs protocol frames after each acquisition. It then inspects these protocol frames against specified protocol-level trigger conditions and triggers when the condition is met.



SATA trigger and search setup

Quickly access the software-based trigger via the trigger or search menus. Software-based triggering enables quick setup of data, remote, or error frames.



Specify the type

SATA primitives, SATA FIS Types and other frames can be acquired.



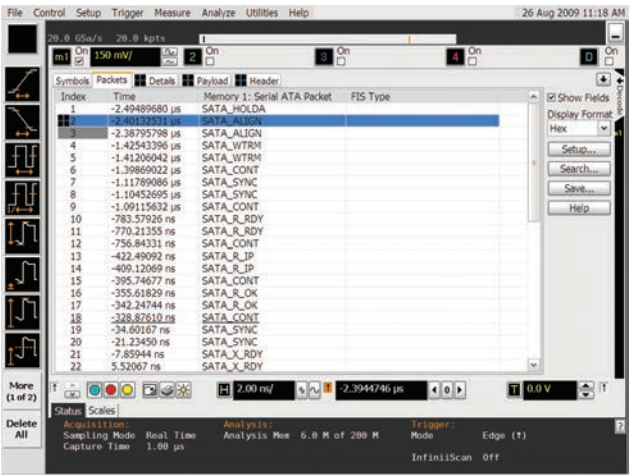
CAN Protocol Decode

Get access to a rich set of integrated protocol-level triggers. The application includes a suite of configurable protocol-level trigger conditions specific to SATA. When serial triggering is selected, the application uses software-based triggering.

With software-based protocol triggering, the oscilloscope takes signals acquired using scope channels and reconstructs protocol frames after each acquisition. It then inspects these protocol frames against specified protocol-level trigger conditions and triggers when the condition is met.

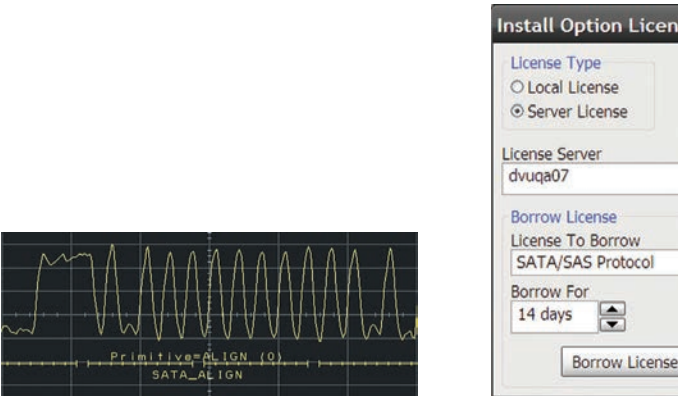


Quickly move between physical and protocol layer information using the time-correlated tracing marker. Display protocol content using embedded decode in the waveform area. Or, see protocol events in a compact listing format. View the decode information in symbols or packets type.



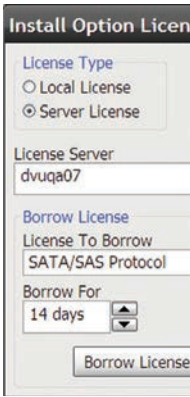
Compact protocol using the full screen listing

The protocol viewer window shows the index number, time stamp value identifier, packet type, and data values for each SATA packet. Data in the listing window can be saved to a .csv or .txt file for off-line.



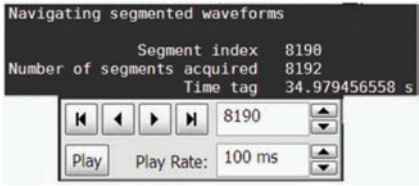
SATA decode embedded in waveform area

Utilize the oscilloscope waveform area to display decode information. Minor ticks indicate clock transitions and major ticks show segments within each SATA packet.



Using multiple scopes?

Server-based licensing allows users to borrow an application for a specified period of time.



Long time captures using segmented memory

In this example, CAN traffic was captured for near 35 seconds. Segmented memory uses time tags to track time between segment acquisitions.



SATA Application Specifications and Characteristics

SATA	
SATA sources	Analog channels 1,2, 3, or 4
	Any waveform memories
	The application relies on probing and trigger/measurement thresholds to properly condition the signal for triggering and decode.
Data rate	1.5 Gb/s, 3.0 Gb/s and 6 Gb/s
Signal type	Single-ended, Differential
Auto setup	Automatically configures scope settings for proper SATA decode and SW-based protocol triggering including memory depth, edge triggering, holdoff, sample rate, and measurement thresholds
Decoded fields	All including extended frame format
Triggering (software-based)	Start of frame
	Data frame (frame containing node data for transmission)
	– User specified value for data byte 0 in hex, binary, or decimal
	– Immediately followed by data byte specified in hex, binary, or decimal
	– Remote frame (frame requesting the transmission of a specific identifier)
	– User specified identifier in hex, binary, or decimal
	Data or remote frame
	Error frame (frame transmitted by any node detecting an error)



Recommended Oscilloscopes

The SATA protocol decoder is compatible with Keysight Infiniium Series oscilloscopes with operating software revision 4.20 or higher. For oscilloscopes with earlier revisions, free upgrade software is available here: www.keysight.com/find/scope-apps-sw.

Data rate	Minimum bandwidth	Minimum channels	Compatible oscilloscopes
1.5 Gb/s	8 GHz	2	Infiniium 90000, S-Series, and Z-Series
1.5, 3.0, and 6 Gb/s	12 GHz	2	Infiniium 90000 and Z-Series

Ordering Information

To purchase the SATA protocol decoder with a new or existing Infiniium Series oscilloscope, order the following options.

Software options

Application	License type		Infiniium Z-Series	Infiniium S-Series	Infiniium 90000 Series
SATA protocol decoder	Fixed	Factory-installed	N8801A-1FP	N8801B-1FP	Option 018
		User-installed	N8801A-1FP	N8801B-1FP	N8801A-1NL
	Floating	Transportable	N8801A-1TP	N8801B-1TP	N8801A-1TP
		Server-based	N5435A-035	N5435A-035	N5435A-035
Serial data analysis with clock recover (included in DSA model)	Fixed	Factory-installed	E2688A-1FP	N5384A-1FP	Option 003
		User-installed	E2688A-1FP	N5384A-1FP	E2688A-1NL
	Floating	Transportable	E2688A-1TP	N5384A-1TP	E2688A-1TP ^{1,2}
		Server-based	N5435A-003	N5435A-003	N5435A-003

1. Requires software 5.00 and above.

2. Software 4.30 or above requires Windows 7. N2753A Infiniium Windows XP to 7 OS upgrade kit (oscilloscope already has M890 motherboard). N2754A Infiniium Windows XP to 7 OS and M890 motherboard upgrade kit (oscilloscope without M890 motherboard). Verify the M890 motherboard using the procedure found in the Windows 7 upgrade kit data sheet with the publication number 5990-8569EN.

Other hardware, probes and accessories

Model number	Description	Quantity
SATA Gen3 receptacle adapter	Wilder Technologies (www.wilder-tech.com/sata.htm) Luxshare-ICT (web.luxshare-ict.com/en/ProductOverview.phy)	1
11742A	DC blocking capacitor, 0.045 to 26.5 GHz, 3.5-mm (m-f) connectors	2
1169A	InfiniiMax II 12-GHz differential probe amplifier	2
N5380B	InfiniiMax II SMA probe adapter	2
E2669A	Differential probe connectivity kit (contains needed probe heads)	1



Related Literature

Publication title	Publication number
Infiniium 9000 Series Oscilloscopes - Data Sheet	5990-3746EN
Infiniium 90000 Series Oscilloscopes - Data Sheet	5989-7819EN
Infiniium 90000 X-Series Oscilloscopes - Data Sheet	5990-5271EN
N5411B SATA 6 Gb/s Compliance Test Software - Data Sheet	5990-3594EN
Infiniium S-Series High-Definition Oscilloscopes - Data Sheet	5991-3904EN
Infiniium Z-Series Oscilloscopes - Data Sheet	5991-3868EN



Keysight Oscilloscopes

Multiple form factors from 20 MHz to > 90 GHz | Industry leading specs | Powerful applications





www.axistandard.org

AdvancedTCA® Extensions for Instrumentation and Test (AXIe) is an open standard that extends the AdvancedTCA for general purpose and semiconductor test. The business that became Keysight was a founding member of the AXIe consortium. ATCA®, AdvancedTCA®, and the ATCA logo are registered US trademarks of the PCI Industrial Computer Manufacturers Group.



www.lxistandard.org

LAN eXtensions for Instruments puts the power of Ethernet and the Web inside your test systems. The business that became Keysight was a founding member of the LXI consortium.



www.pxisa.org

PCI eXtensions for Instrumentation (PXI) modular instrumentation delivers a rugged, PC-based high-performance measurement and automation system.

Download your next insight

Keysight software is downloadable expertise. From first simulation through first customer shipment, we deliver the tools your team needs to accelerate from data to information to actionable insight.

- Electronic design automation (EDA) software
- Application software
- Programming environments
- Productivity software



Learn more at

www.keysight.com/find/software

Start with a 30-day free trial.

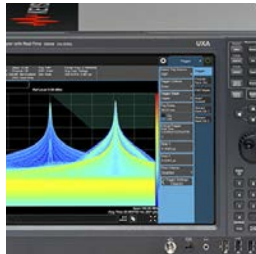
www.keysight.com/find/free_trials



Evolving Since 1939

Our unique combination of hardware, software, services, and people can help you reach your next breakthrough. We are unlocking the future of technology.

From Hewlett-Packard to Agilent to Keysight.



myKeysight

myKeysight

www.keysight.com/find/mykeysight

A personalized view into the information most relevant to you.

KEYSIGHT SERVICES

Accelerate Technology Adoption.
Lower costs.

Keysight Services

www.keysight.com/find/service

Keysight Services can help from acquisition to renewal across your instrument's lifecycle. Our comprehensive service offerings—one-stop calibration, repair, asset management, technology refresh, consulting, training and more—helps you improve product quality and lower costs.

Three-Year Warranty

www.keysight.com/find/ThreeYearWarranty

Keysight's committed to superior product quality and lower total cost of ownership. Keysight is the only test and measurement company with three-year warranty standard on all instruments, worldwide. And, we provide a one-year warranty on many accessories, calibration devices, systems and custom products.



Keysight Assurance Plans

www.keysight.com/find/AssurancePlans

Up to ten years of protection and no budgetary surprises to ensure your instruments are operating to specification, so you can rely on accurate measurements.



Keysight Channel Partners

www.keysight.com/find/channelpartners

Get the best of both worlds: Keysight's measurement expertise and product breadth, combined with channel partner convenience.

www.keysight.com/find/N8801A

For more information on Keysight Technologies' products, applications or services, please contact your local Keysight office. The complete list is available at: www.keysight.com/find/contactus

Americas

Canada	(877) 894 4414
Brazil	55 11 3351 7010
Mexico	001 800 254 2440
United States	(800) 829 4444

Asia Pacific

Australia	1 800 629 485
China	800 810 0189
Hong Kong	800 938 693
India	1 800 11 2626
Japan	0120 (421) 345
Korea	080 769 0800
Malaysia	1 800 888 848
Singapore	1 800 375 8100
Taiwan	0800 047 866
Other AP Countries	(65) 6375 8100

Europe & Middle East

Austria	0800 001122
Belgium	0800 58580
Finland	0800 523252
France	0805 980333
Germany	0800 6270999
Ireland	1800 832700
Israel	1 809 343051
Italy	800 599100
Luxembourg	+32 800 58580
Netherlands	0800 0233200
Russia	8800 5009286
Spain	800 000154
Sweden	0200 882255
Switzerland	0800 805353
	Opt. 1 (DE)
	Opt. 2 (FR)
	Opt. 3 (IT)
United Kingdom	0800 0260637

For other unlisted countries:

www.keysight.com/find/contactus
(BP-6-20-17)

DEKRA Certified
ISO 9001 Quality Management System

www.keysight.com/go/quality

Keysight Technologies, Inc.
DEKRA Certified ISO 9001:2015
Quality Management System

This information is subject to change without notice.

© Keysight Technologies, 2010 - 2017

Published in USA, July 4, 2017

5990-4627EN

www.keysight.com

