

Keysight Technologies

81663A DFB Laser

8165xA Fabry-Perot Lasers

Data Sheet



Introduction

The Keysight 81663A high power DFB laser source modules provide stable narrow-linewidth output at key selected wavelengths.

The Keysight 8165xA Fabry-Perot Laser Sources are available as single or dual wavelength sources, are insensitive to back reflections, and are stabilized for short and long term applications.

The DFB and FP Laser Source modules are part of the flexible Keysight Lightwave Solution platform and have a futureproof design that allows for easy firmware upgrades.

Technical Specifications

Fabry-Perot source module specifications (high-power modules, +13 dBm)

Specifications describe the instrument's warranted performance. They are verified at the end of a 2-meter-long patchcord and are valid after warm-up and for an attenuation setting of 0.0 dB. All modules are equipped with straight output connectors.

	81655A	81656A	81657A
Type	Fabry-Perot Laser		
Center wavelength ¹	1310 nm ±15 nm	1550 nm ±15 nm	1310/1550 nm ±15 nm
Fiber type	Standard single-mode 9/125 μm		
Spectral bandwidth (rms) ^{1, 2}	< 5.5 nm	< 7.5 nm	< 5.5 nm/7.5 nm
Output power	> +13 dBm (20 mW)		
Output connector ³	straight contact		
CW power stability ^{4, 5}			
Short term (15 minutes)	< ± 0.005 dB Typical < ±0.003 dB with coherence control active		
Long term (24 hours)	Typical ± 0.03 dB		
To back reflection (RL ≥ 14 dB)	Typical ± 0.003 dB		
Dimensions (H x W x D)	75 mm x 32 mm x 335 mm (2.8" x 1.3" x 13.2")		
Weight	0.5 kg		
Recalibration period	2 years		
Operating temperature	0 °C to 45 °C		
Humidity	Non-condensing		
Warm-up time	60 minutes ⁴		

Table 2. Technical specifications for Fabry-Perot source modules (high-power modules, +13 dBm)

1. Center wavelength is shown on display
2. RMS: root mean square
3. Connector interface not included.
4. Warm-up time 20 min, if previously stored at the same temperature.
5. Controlled environment (ΔT = ± 1 °C)

Supplementary Performance Specifications

Internal digital modulation mode

270 Hz, 330 Hz, 1 kHz, 2 kHz and free selection 200 Hz to 10 kHz. All output signals are pulse shaped, duty cycle 50%.

Internal coherence control for linewidth broadening.

Output attenuation

The output power of all source modules can be attenuated from 0 dB to 6 dB in steps of 0.1 dB.

Laser safety information

All laser sources listed above are classified as Class 1M according to IEC 60825-1 (2007). All laser sources comply with 21 CFR 1040.10 except for deviations pursuant to Laser Notice No. 50, dated 2007-June-24.

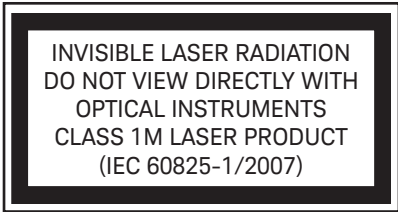


Figure 2. Laser classification label for Class 1M

Technical Specifications

DFB source module specifications

Specifications describe the instrument's warranted performance. They are verified at the end of a 2-meter-long patchcord and are valid after warm-up and for an attenuation setting of 0.0 dB.

	81663A Option 131	81663A Option 149	81663A Option 151	81663A Option 155	81663A Option 162
Center wavelength ^{1,2}	1310 nm ± 5 nm	1490 nm ± 3 nm	1510 nm ± 3 nm	1550 nm ± 3 nm	1625 nm ± 3 nm
Options 131, 149, 151, 155, and 162					
Type	CW DFB laser with built-in isolator				
Tuning range	Typical > ± 500 pm				
Display resolution	10 pm				
Repeatability ⁴	± 5 pm (typical ± 2 pm)				
Stability (15 minutes) ^{3,4}	± 5 pm (typical ± 2 pm)				
Stability (24 hours) ^{3,4}	typical ± 5 pm				
Fiber type	Panda PMF 9 / 125 µm				
Output connector ⁶	Angled contact				
Power					
Maximum output ⁵	Typical > +13 dBm (20 mW)				
CW stability (15 minutes) ⁴	Typical ±0.003 dB				
CW stability (24 hours) ^{3,4}	Typical ±0.01 dB				
Side mode suppression ratio (SMSR) ⁵	Typical 45 dB				
Polarization extinction ratio (PER)	Typical > 20 dB				
Dimensions (H x W x D)	75 mm H x 32 mm W x 335 mm D (2.8" x 1.3" x 13.2")				
Weight	0.5 kg				
Recalibration period	2 years				
Operating temperature	15 °C to 35 °C				
Humidity	Non-condensing				
Warm-up time ³	60 minutes				

Table 3. Technical specifications for DFB source modules.

1. Center wavelength is shown on display as default.
2. Via GPIB tuning resolution < 10 pm.
3. If previously stored at the same temperature 20 minutes.
4. Controlled environment ($\Delta T = \pm 1\text{ }^{\circ}\text{C}$).
5. At maximum power setting and default wavelength at the end of a 2 m SM patchcord.
6. Connector interface not included.

Supplementary Performance Characteristics

- Internal digital modulation mode:
Free selection 200 Hz to 100 kHz.
All output signals are pulse shaped
duty cycle 50%.
- Internal coherence control for
linewidth broadening.
- ON-switching with fast output-
power stabilization < 20 s.
- Output power “attenuation” at
default wavelength 6 dB in steps
of 0.1 dB.
- Tuning speed over full range 30 s.
- Polarization maintaining fiber
orientation: TE mode in slow axis,
in line with connector key.

Laser safety information

The 81663A DFB Laser Sources listed above are classified as Class 1M according to IEC 60825-1 (2007).

All laser sources comply with 21 CFR 1040.10 except for deviations pursuant to Laser Notice No. 50, dated 2007-June-24.

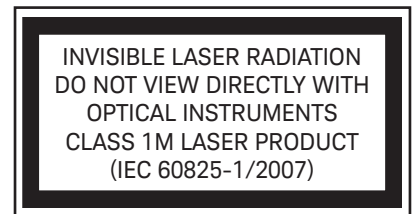
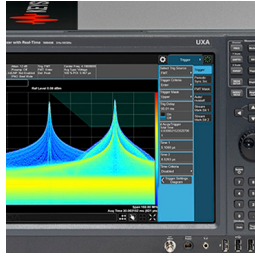



Figure 3. Classification label for 1M lasers.

Evolving Since 1939

Our unique combination of hardware, software, services, and people can help you reach your next breakthrough. We are unlocking the future of technology.

From Hewlett-Packard to Agilent to Keysight.



myKeysight

myKeysight

www.keysight.com/find/mykeysight

A personalized view into the information most relevant to you.

www.keysight.com/find/emt_product_registration

Register your products to get up-to-date product information and find warranty information.

KEYSIGHT SERVICES

Accelerate Technology Adoption.
Lower costs.

Keysight Services

www.keysight.com/find/service

Keysight Services can help from acquisition to renewal across your instrument's lifecycle. Our comprehensive service offerings—one-stop calibration, repair, asset management, technology refresh, consulting, training and more—helps you improve product quality and lower costs.



Keysight Assurance Plans

www.keysight.com/find/AssurancePlans

Up to ten years of protection and no budgetary surprises to ensure your instruments are operating to specification, so you can rely on accurate measurements.

Keysight Channel Partners

www.keysight.com/find/channelpartners

Get the best of both worlds: Keysight's measurement expertise and product breadth, combined with channel partner convenience.

www.keysight.com/find/dfb

For more information on Keysight Technologies' products, applications or services, please contact your local Keysight office. The complete list is available at: www.keysight.com/find/contactus

Americas

Canada	(877) 894 4414
Brazil	55 11 3351 7010
Mexico	001 800 254 2440
United States	(800) 829 4444

Asia Pacific

Australia	1 800 629 485
China	800 810 0189
Hong Kong	800 938 693
India	1 800 11 2626
Japan	0120 (421) 345
Korea	080 769 0800
Malaysia	1 800 888 848
Singapore	1 800 375 8100
Taiwan	0800 047 866
Other AP Countries	(65) 6375 8100

Europe & Middle East

Austria	0800 001122
Belgium	0800 58580
Finland	0800 523252
France	0805 980333
Germany	0800 6270999
Ireland	1800 832700
Israel	1 809 343051
Italy	800 599100
Luxembourg	+32 800 58580
Netherlands	0800 0233200
Russia	8800 5009286
Spain	800 000154
Sweden	0200 882255
Switzerland	0800 805353
	Opt. 1 (DE)
	Opt. 2 (FR)
	Opt. 3 (IT)
United Kingdom	0800 0260637

For other unlisted countries:
www.keysight.com/find/contactus
(BP-9-7-17)

DEKRA Certified
ISO 9001 Quality Management System

www.keysight.com/go/quality
Keysight Technologies, Inc.
DEKRA Certified ISO 9001:2015
Quality Management System