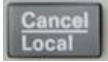







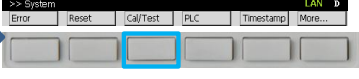

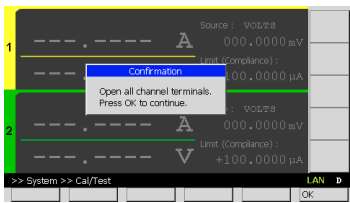


How to perform a self test on B2901/02/11/12A

Step 1. If you aren't on the top of the Function menu, press  repeatedly to return to the top level.

On the top level of the Function menu						Any tree structure can't be seen
Config	Function	Trigger	Result	File	More...	LAN 1
In the middle level of the Function menu						Some tree structure can be seen
>> System >> Cal/Test	Self-Cal	Self-Test				LAN 1

Step 2. Press , , , , and then press  to perform a self test.

	(1) Press More...
	(2) Press System
	(3) Press Cal/Test
	(4) Press Self-Test
	(5) Press OK