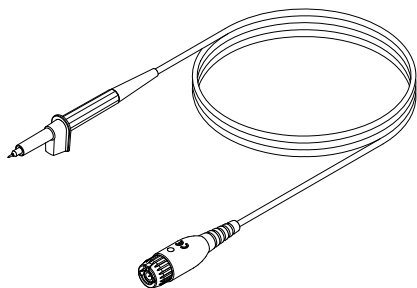

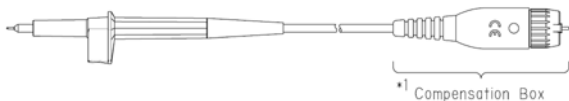


# Keysight N7007A Passive Probe - 400 MHz Extreme Temperature



## Characteristics

<b>System Bandwidth (-3 dB)</b>	70 MHz (with retractable hook tip) 400 MHz (with short spring ground tip)
<b>System Risetime (Calculated)</b>	< 1.4 n sec
<b>Attenuation Ratio</b>	10:1
<b>Input Resistance @DC</b>	10 M $\Omega$ (when terminated into 1 M $\Omega$ )
<b>Input Capacitance</b>	$\approx$ 15.5 pF
<b>Oscilloscope Compensation Range</b>	6-18 pF
<b>Maximum Input Voltage</b> (dc + ac peak) pollution degree 2	 1000 V CAT II (post receptacle mains) 600 V CAT III DO NOT connect to a circuit above these maximums
<b>Cable Length</b>	2.0 m
<b>Operating Temperature</b>	-40°C to 85°C 5°C to 40°C only compensation box *1

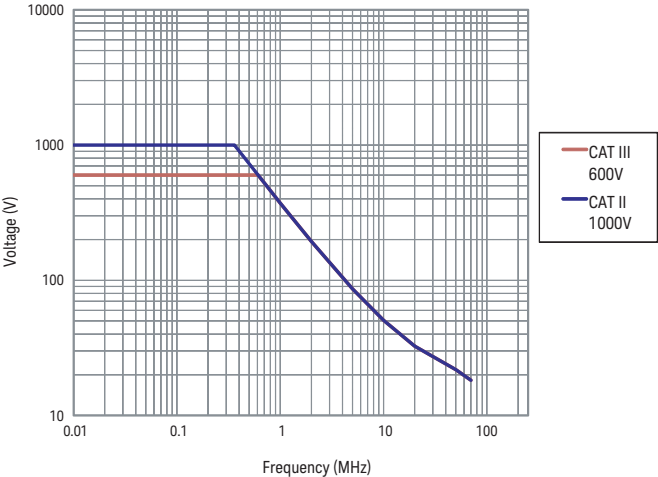


<b>Humidity</b>	90% RH @ 40°C non-condensing
<b>Altitude</b>	3000 m (indoor use only)

Cleaning: If your probe requires cleaning, disconnect it from the instrument and clean it with mild detergent and water. Make sure the probe is completely dry before reconnecting it to the instrument.

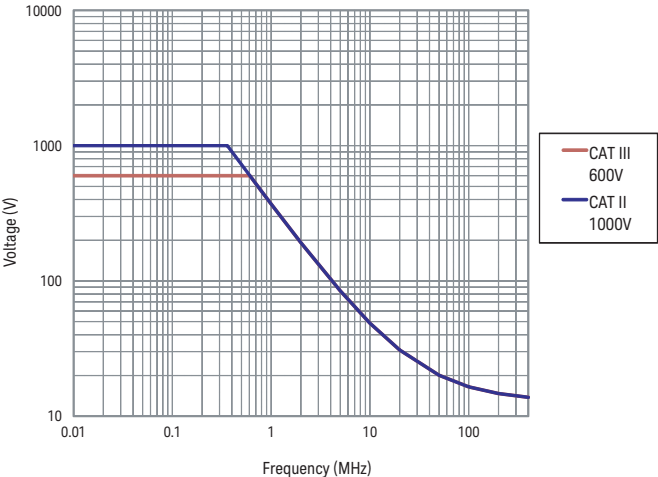
**NOTE:** To reach maximum bandwidth inside a thermal chamber, a probe positioner such as the Keysight N2787A should be used to secure and locate the probe tip and the spring ground clip.

Derating curve

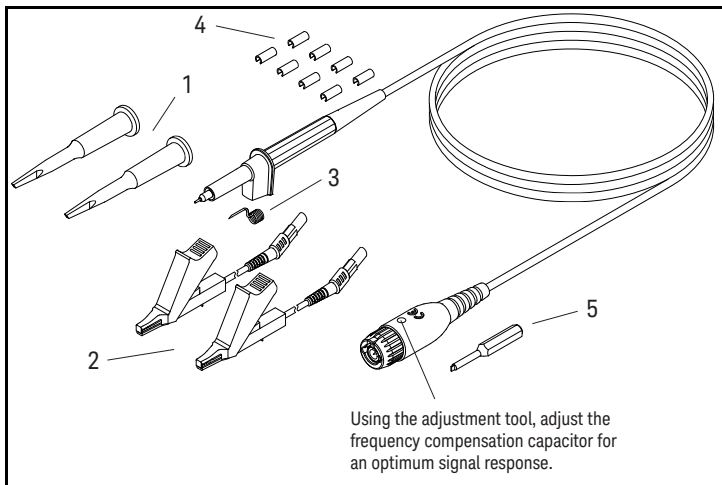


**Probe derating curve (frequency limits measurable voltage) when used with the retractable hook tip**

Derating curve



**Probe derating curve (frequency limits measurable voltage) when used with ground spring tip**



### Standard Accessories

Item	Description	Qty
1	Retractable Hook Tip	2
2	Alligator Ground Lead	2
3	Spring Ground Tip	1
4	Identification Tags	8
5	Adjustment Tool	1

To install the spring ground tip, rotate it counter-clockwise as you press it on (or pull it off). The spring ground tip is fully engaged when the coil is entirely inside the plastic housing.

### Optional Accessories

- N7006A spring ground tip
- N7008A retractable hook tip
- N7009A alligator ground lead

#### **WARNING**

This probe has a cable with a built-in wear indicator. When the insulation of the cable deteriorates, the wear indicator becomes visible. Do not use the probe, when the contrasting color (Black) is visible through the cable jacket. Using a product with a worn cable may result in electric shock, fire, or equipment failure.

#### **WARNING**

Avoid contact of the probe cable with hazardous live voltages. The rated voltage of the probe tip is higher than the rated voltage of the probe cable. If the cable contacts hazardous live voltages, it will not provide adequate protection. Contact of the cable with hazardous live voltages may result in electric shock, fire, or equipment failure.

**NOTE**

The N7007A Probe must only be used with a grounded Oscilloscope.

---

## Instrument Markings

---



The CE mark is a registered trademark of the European Community.

---



This product complies with the WEEE Directive (2002/96/EC) marking requirements. The affixed label indicates that you must not discard this electrical/ electronic product in domestic household waste. Product Category: With reference to the equipment types in the WEEE Directive Annex I, this product is classed as a “Monitoring and Control instrumentation” product. Do not dispose in domestic household. To return unwanted products, contact your local Keysight office, or refer to [www.keysight.com](http://www.keysight.com) for more information.

---

**NOTE**

If the probe assembly is used in a manner not specified by the manufacturer, the protection provided by the probe assembly may be impaired.

---

Keysight Technologies  
1900 Garden of the Gods Road  
Colorado Springs, CO 80907



\* N 7 0 0 7 - 9 2 0 0 1 \*

Part Number N7007-92001, June 2026