


Keysight

PNA/PNA-L Series

Microwave Network Analyzers

PNA E8362C	10 MHz to 20 GHz
PNA E8363C	10 MHz to 40 GHz
PNA E8364C	10 MHz to 50 GHz
PNA E8361C	10 MHz to 67 GHz
PNA-L N5230C	300 kHz to 6, 13.5, or 20 GHz
	10 MHz to 20, 40, or 50 GHz

Configuration Guide



Introduction

This guide describes standard configurations, for the PNA (E836xC) and PNA-L (N5230A) Series microwave network analyzers. This guide should be used with the Keysight Technologies, Inc. PNA family data sheets for a complete description of these analyzers.

For applications, measurement accessories, and general accessories please see *Keysight PNA Family Network Analyzers Configuration Guide*, part number 5990-7745EN.

Keysight offers the following options for all PNA family network analyzers

Certification options

☐ Commercial calibration certification with test data (Option UK6)

Complete set of measurements which tests unit to manufacturer's published specifications. Includes calibration label, calibration certificate, and data report. Conforms to ISO 9001.

☐ ISO 17025 compliant calibration (Option 1A7)

Complete set of measurements which tests unit to manufacturer's published specifications. Includes calibration label, ISO 17025 calibration certificate, and data report, measurement uncertainties and guardbands on all customer specifications. Conforms to ISO 17025 and ISO 9001.

☐ ANSI Z540 compliant calibration (Option A6J)

Complete set of measurements which tests unit to manufacturer's published specifications. Includes pre- and post-adjustment data with measurement uncertainty information compliant to the ANSI/NCSL Z540 standard.

Documentation

The PNA Series instruments are equipped with an Online Help system available within the instrument in the following languages: English, Japanese, Chinese, German, Spanish, and French. Service guides and the Online Help system are available on the web: www.na.tm.keysight.com/pna

Calibration Software Licenses

☐ Perpetual license for built-in performance test software for Keysight inclusive cal (Option 897)

Adds built-in performance testing and calibration software for self-maintainers. Requires additional equipment. See the analyzer's Service Guide for more information on equipment required.

☐ Perpetual license for built-in performance test software for Standards compliant cal (Option 898)

Adds built-in performance testing and calibration software for self-maintainers. Requires additional equipment. See the analyzer's Service Guide for more information on equipment required.

PNA Series Network Analyzer

E8362C	10 MHz to 20 GHz	E8363C	10 MHz to 40 GHz	E8364C	10 MHz to 50 GHz	E8361C	10 MHz to 67 GHz
--------	------------------	--------	------------------	--------	------------------	--------	------------------

Option configurations

To add options to a product, order the corresponding item number.

	Description	For E8362C	For E8363C	For E8364C	For E8361C	Additional information
Test set						
Option 014	Configurable test set	E8362C-014	E8363C-014	E8364C-014	E8361C-014	
Power configuration						
Option UNL	Extended power range and bias-tees	E8362C-UNL	E8363C-UNL	E8364C-UNL	E8361C-UNL	Only E8361C requires 014
Option 016	Add receiver attenuators	E8362C-016	E8363C-016	E8364C-016	E8361C-016	Requires UNL (only E8361C also requires 014)
Option H85 ¹	High-power configuration	E8362CH85	E8363CH85	E8364CH85		Includes 014, 016, UNL ² , 080, 081
Measurement applications						
Option 010	Time-domain capability	E8362C-010	E8363C-010	E8364C-010	E8361C-010	
Option 080	Frequency offset	E8362C-080	E8363C-080	E8364C-080	E8361C-080	Requires 014 (E8361C only, 081 required if UNL is also purchased)
Option 081	Reference receiver switch	E8362C-081	E8363C-081	E8364C-081	E8361C-081	Requires 014, 080 (only E8361C also requires UNL)
Option 082	Scalar-calibrated converter measurements	E8362C-082	E8363C-082	E8364C-082	E8361C-082	Requires 014, 080
Option 083	Vector- and scalar-calibrated converter measurements	E8362C-083	E8363C-083	E8364C-083	E8361C-083	Requires 014, 080, 081 (only E8361C also requires UNL)
Option 084 ³	Embedded LO measurements	E8362C-084	E8363C-084	E8364C-084	E8361C-084	Requires 082 or 083
Option 550 ⁴	4-port measurement application	E8362C-550	E8363C-550	E8364C-550	E8361C-550	Requires 014
Option 551 ⁴	N-port capabilities	E8362C-551	E8363C-551	E8364C-551	E8361C-551	Requires 014
Pulse, antenna, mm-wave						
Option H08	Pulsed-RF measurement capability	E8362C-H08	E8363C-H08	E8364C-H08	E8361C-H08	Requires 014, 080 (Option H11 recommended)
Option H11	IF access (for antenna, pulsed-RF and mm-wave measurements)	E8362C-H11	E8363C-H11	E8364C-H11	E8361C-H11	Requires 014, UNL, 080, and 081
Accessories						
Option 1CM	Rack mount kit for use without handles	E8362C-1CM	E8363C-1CM	E8364C-1CM	E8361C-1CM	
Option 1CP	Rack mount kit for use with handles	E8362C-1CP	E8363C-1CP	E8364C-1CP	E8361C-1CP	
Calibration documentation						
Option 1A7	ISO 17025 compliant calibration	E8362C-1A7	E8363C-1A7	E8364C-1A7	E8361C-1A7	
Option UK6	Commercial calibration certificate with test data	E8362C-UK6	E8363C-UK6	E8364C-UK6	E8361C-UK6	
Option A6J	ANSI Z540 compliant calibration	E8362C-A6J	E8363C-A6J	E8364C-A6J	E8361C-A6J	
Calibration software for self-maintainers						
Option 897 ⁵	Perpetual license of built-in performance test software for Keysight exclusive calibration	E8362C-897	E8363C-897	E8364C-897	E8361C-897	
Option 898 ⁵	Perpetual license of built-in performance test software for standards compliant calibration	E8362C-898	E8363C-898	E8364C-898	E8361C-898	

1. Option H85 is ordered as a separate model, as indicated.

2. UNL up to 67 GHz does not include bias-tees. Only includes source attenuators.

3. Requires firmware A.07.05 and above, plus 1.1 GHz CPU board.

4. Option 550 is a subset of 551; therefore they cannot be ordered together. When ordering a test set, select an option to specify the appropriate

5. interconnect jumper cable set between the analyzer and the test set.

6. Additional hardware required. Please refer to the analyzer's Service Guide for required service test equipment.

PNA Series Network Analyzer

The microwave PNA Series instruments are integrated vector network analyzers equipped with a built-in S-parameter test set, synthesized source, a hard disk drive, USB interfaces, and an 8.4" LCD color touch screen display. The E8362C has 3.5 mm male 50-ohm test ports. The E8363C/64C have 2.4 mm male 50-ohm test ports. The E8361C has 1.85 mm male 50-ohm test ports. Included with each instrument is a mouse and a keyboard (U.S.)

Test set and power configuration options

- Configurable test set (Option 014)
Provides six front panel access loops. Three access loops are for port one and three for port two. The loops provide access to the signal path between (a) the source output and the reference receiver, (b) the source output and directional coupler thru arm and (c) the coupled arm of the directional coupler and the port receiver. This option provides the capability to improve instrument sensitivity for measuring low-level signals, to reverse the directional coupler to achieve even more dynamic range or to add components and other peripheral instruments for a variety of measurement applications. (see PNA Series Microwave Data Sheet literature number 5989-7605EN for a basic block diagram)
- Extended power range and bias-tees (Option UNL)
Adds two 60 dB step attenuators and two bias-tees to the E8362/3/4C. Adds two 50 dB step attenuators and two bias-tees to the E8361C. A step attenuator and bias-tee set is inserted between the source and test port one and another set between the source and test port two. (see PNA Series Microwave Data Sheet literature number 5989-7605EN for a basic block diagram)
- Add receiver attenuators (Option 016)
An attenuator is added between each test port and its corresponding receiver. Two 35 dB step attenuators are added to the E8362/3/4C. Two 50 dB step attenuators are added to the E8361C (see PNA Series Microwave Data Sheet literature number 5989-7605EN for a basic block diagram).
- High-power test set (Model E836xCH85)
This configuration combines options that are often necessary for high power measurements (UNL¹, 014, 016, 080, 081). The only difference between ordering Option H85 versus a combination of the options listed above is the source attenuator option UNL. Standard UNL includes two source attenuators and two bias-tees. Option H85 includes the two source attenuators, but not the bias-tees, as the bias-tees are the power-limiting factor in the network analyzer test set. The maximum power at the test port is +43 dBm (< 20 GHz), and +40 dBm (> 20 GHz).

Option 080, frequency-offset mode, is included in Option H85 because it manages the phase-locking internally (instead of depending on the R1 receiver). So if you need to use external components in the path of the R1 receiver, it makes the measurements simpler and more robust.

Measurement applications

- Time-domain capability (Option 010)
For viewing reflection and transmission responses in time or distance domain.
- Frequency offset (Option 080)
This option enables the PNA Series microwave network analyzers to set the source frequency independently from where the receivers are tuned. This ability is important for two general classes of devices: mixers (and converters) and amplifiers. Option 080 provides a very basic user interface.
- Reference receiver switch (Option 081)
Option 081 adds a solid-state internal RF transfer switch in the R1 reference-receiver path (see PNA Series Microwave Data Sheet literature number 5989-7605EN for a block diagram). The switch allows the instrument to easily switch between standard S-parameter (non-frequency-offset) measurements and frequency offset measurements such as relative phase or absolute group delay that require an external reference mixer. The user can set the switch manually or remotely, but it is best used with the frequency-converter application (Option 083), where it is controlled automatically during the vector-mixer calibration procedure and subsequent measurements.
- Scalar-calibrated converter measurements (Option 082)
With a simple setup and calibration, this application provides the highest accuracy for conversion-loss (or gain) measurements by combining one-port and power-meter calibrations to remove mismatch errors. Option 080 required.
- Vector- and scalar-calibrated converter measurements (Option 083)
This converter measurement adds an intuitive and easy-to-use user interface, advanced calibration choices that provide exceptional amplitude and phase accuracy, and control of external signal sources for use as local oscillators. Mixer calibration techniques include scalar-mixer calibration and vector-mixer calibration (requires Option 081). Finally, the frequency-converter application supports all of Keysight's major signal source families.
- Embedded LO Measurements (Option 084)
This option tunes the PNA receivers to the output frequency of the converter under test, without the need for access to internal LOs or a common reference signal. For converters with embedded LOs, this option enables measurements of match-corrected conversion loss/gain (requires Option 082 or 083), and absolute group delay (requires Option 083).

1. UNL does not include bias-tees. Only includes source attenuators

PNA Series Network Analyzer (continued)

□ 4-port measurement application

(Option 550)

Adds multiport analyzer mode to any PNA network analyzer with Option 014 configurable test set, which enables full 4-port error correction and measurement capabilities using an external test set. Only standard measurement class is available in the multiport analyzer mode.

□ N-port capabilities (Option 551)

Adds multiport analyzer mode to any PNA network analyzer with Option 014 configurable test set, which enables full N-port error correction and measurement capabilities using an external test set. Only standard measurement class is available in the multiport analyzer mode.

Pulse, antenna, mm-wave

□ Pulsed-RF measurement capability

(Option H08)

Provides software to set up and control pulsed-RF measurements with point-in-pulse capability. The software sets the coefficient of the PNA's digital-IF filter to null out unwanted spectral components, enables the IF gates provided with IF access (Option H11), and controls selected Keysight pulse generators. It can be run on the PNA or an external computer. A ".dll" file containing the IF-filter algorithms is included for automated pulsed-RF testing. The pulsed application is configured to work with the Keysight 81110A series pulse generator.

For more detailed information regarding pulsed measurement capabilities with the microwave PNA refer to the Keysight Web site www.keysight.com/find/pna and download the PNA Series MW Network Analyzers Configuration Guide for Pulsed Measurements, literature number 5989-7913EN.

□ IF access (Option H11)

Provides hardware to enable antenna, point-in pulse, and broadband millimeter-wave measurements to 110 GHz. For each of the MW PNA's measurement receivers, IF gates (enabled with pulsed measurement capability, Option H08) and external IF inputs are added. In addition, access to the PNA's internal RF and LO source is provided for remote mixing applications. For basic antenna measurements, only Option H11 is necessary. Pulsed antenna applications also require the pulsed measurement capability (Option H08). Broadband measurements to 110 GHz, also requires an N5260A millimeter-wave test set controller.

Note: Use external IF access for up to 20 dB more sensitivity when making antenna measurements with a remote mixing configuration. Add Option H08 (Pulsed-RF Measurement Capability) to enable advanced pulsed measurements. Or upgrade to a broadband (10 MHz to 110 GHz) VNA system simply by purchasing an N5260A controller test set with test heads (Option 110, 120, or 130).

Accessories

□ Rack mount kit without handles

(Option 1CM)

Adds a rack mount (5063-9217) and rail kit (E3663AC) for use without handles.

□ Rack mount kit with handles (Option 1CP)

Adds a rack mount (5063-9237)¹ and rail kit (E3663AC) for use with standard supplied handles.

Configuration Details

Selecting the correct mixer-test configuration:

Most mixer or converter test applications require Options 014, 080, and 082 for conversion loss/gain, or Options 014, 080, 081 and 083 for conversion loss/gain and phase/delay measurements. If you want to create and automate your own custom frequency-offset measurements (for example, intermodulation distortion),

you may only need Options 014 and 080. For converters that require input power below -27 dBm, or for devices that have a large amount of LO feedthrough (like an unfiltered mixer), Option UNL, which adds source attenuators, is highly recommended. Besides allowing lower input power levels, these attenuators improve the isolation between the PNA's internal source and

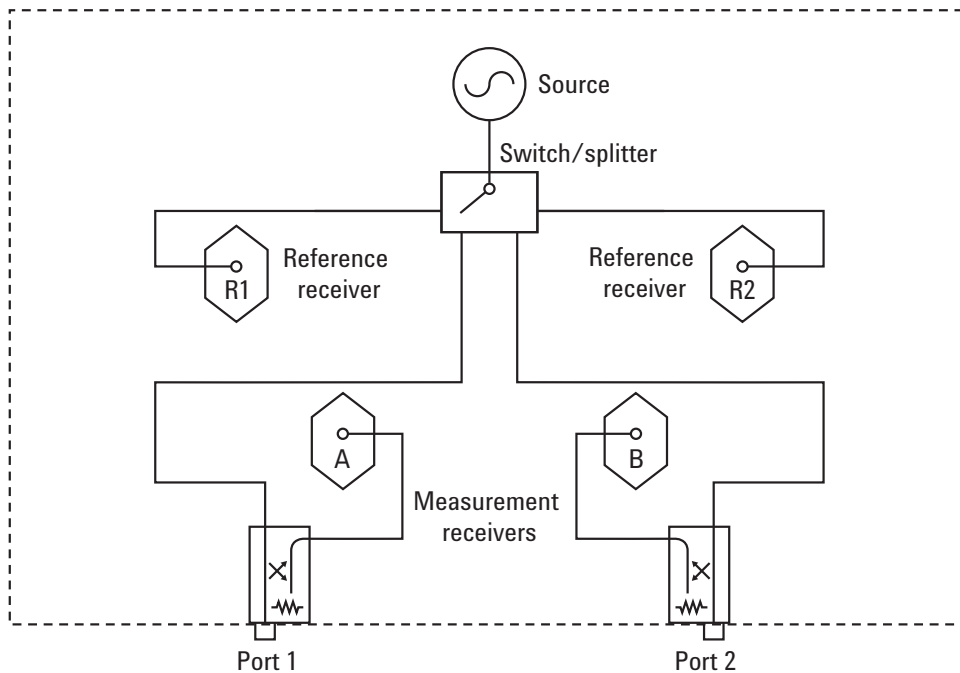
LO leakage signals, helping to prevent source-unleveled errors. For devices that put out signals near or above the receiver's compression levels (which varies between -3 and +5 dBm, depending on the model and frequency), Option 016 is recommended, which adds receiver attenuators. Finally, Option 010, which adds time-domain analysis, is very useful for gating out unwanted, time-delayed responses which often occur when measuring mixers.

1. The 5063-9237 kit assumes you have the standard handles shipped with the instrument. If you do not have handles, order a 5063-9224 kit.

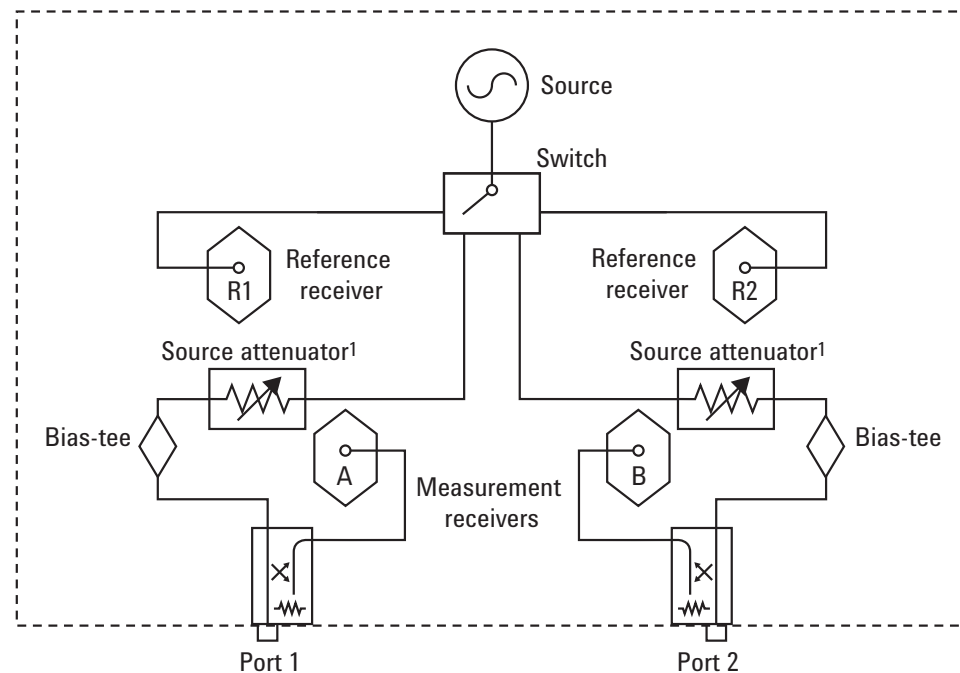
PNA Series Network Analyzer (continued)

Simplified test set block diagrams

Standard power range



Extended power range and bias-tees (Option UNL)

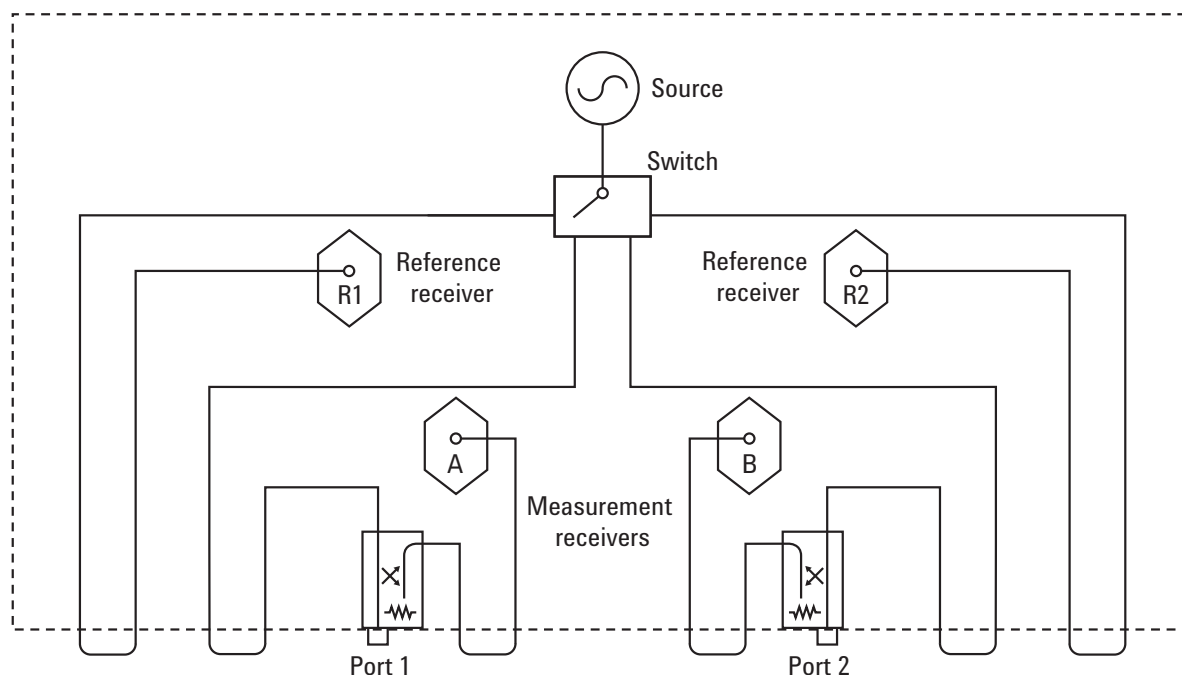


1. Source attenuator for E8362/3/4C is 60 dB in 10 dB steps.
2. Source attenuator for E8361C is 50 dB in 10 dB steps.

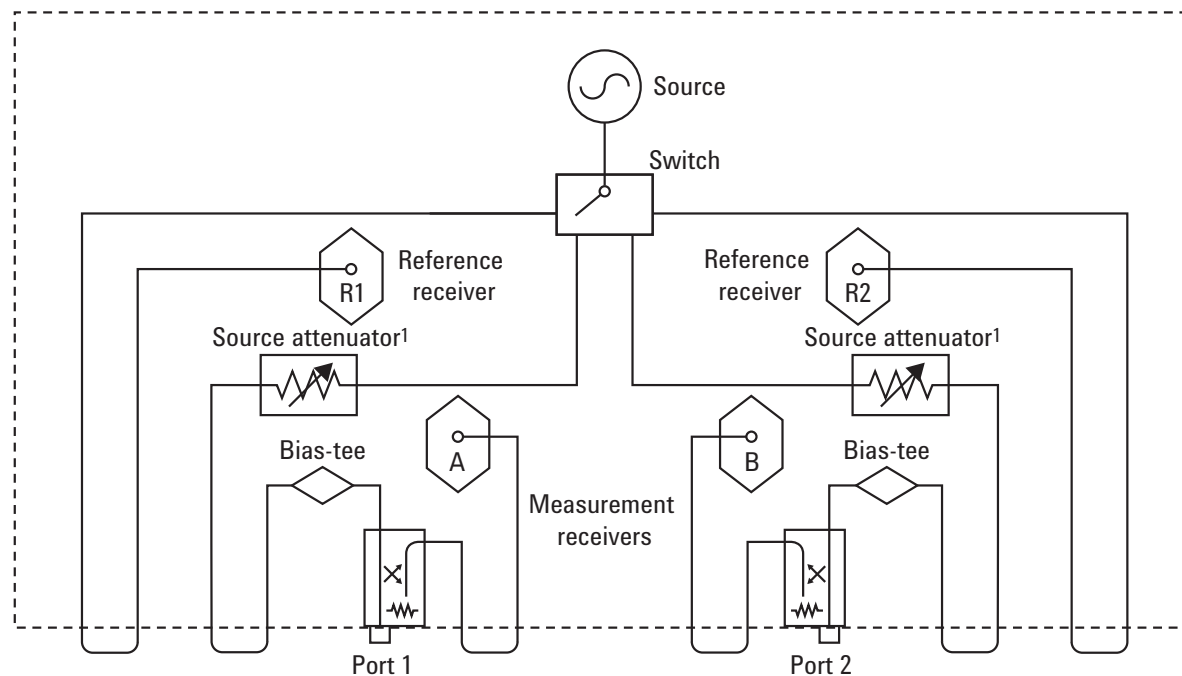
PNA Series Network Analyzer (continued)

Simplified test set block diagrams – continued

Configurable test set (Option 014)



Configurable test set with extended power range and bias-tees (Option UNL and 014)

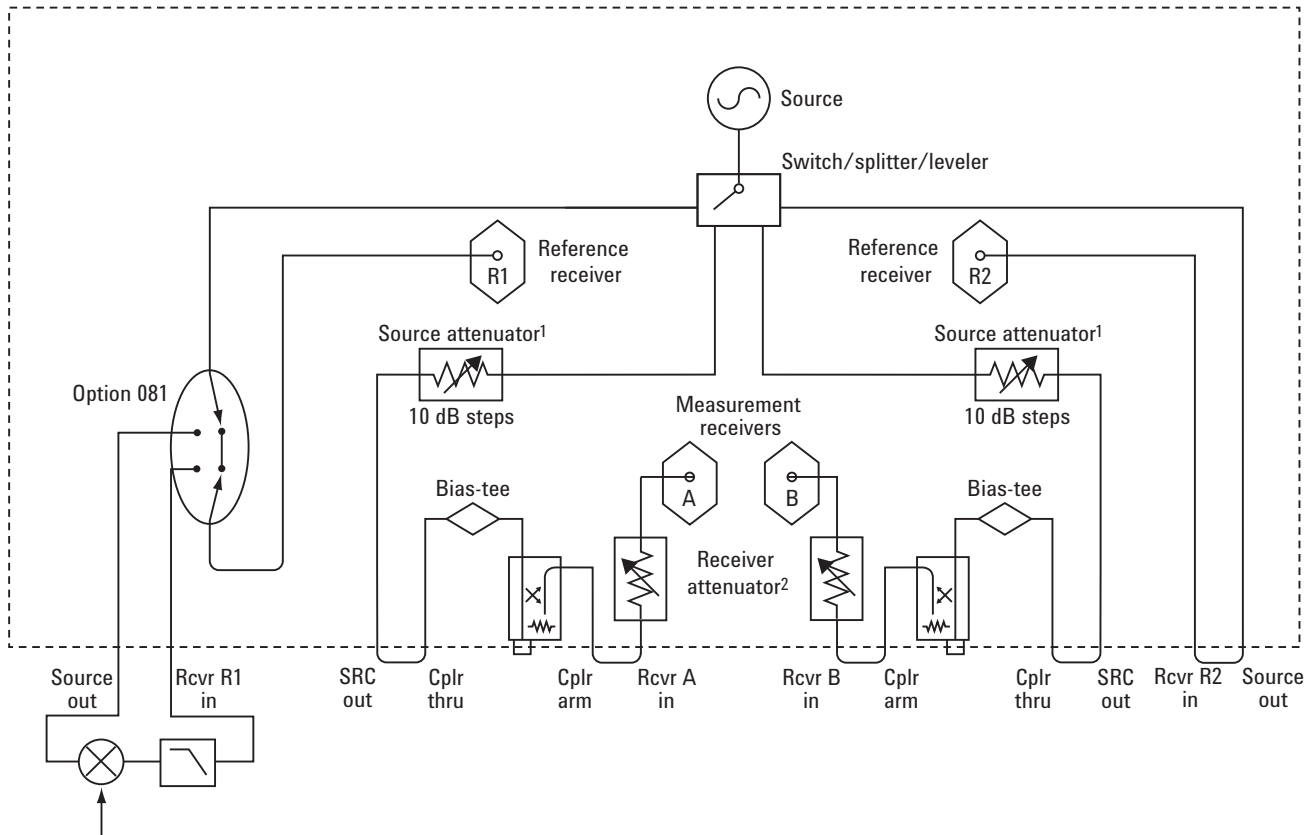


1. Source attenuator for E8362/3/4C is 60 dB in 10 dB steps.
2. Source attenuator for E8361C is 50 dB in 10 dB steps.

PNA Series Network Analyzer (continued)

Simplified test set block diagrams – continued

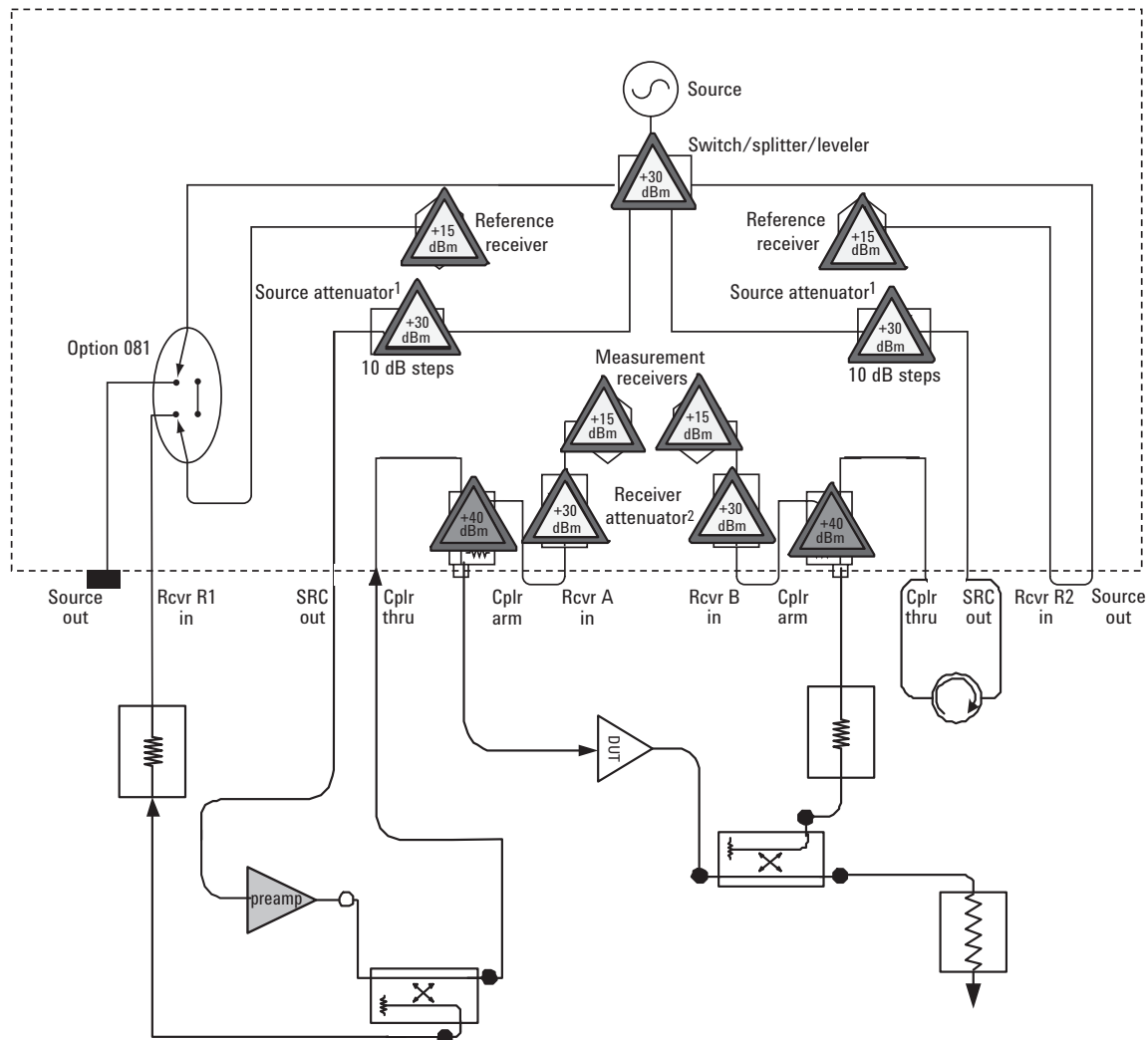
Fully optioned, active device or mixer/converter test configuration (Options 014, UNL, 016, 080, 081)



1. Source attenuator for E8362/3/4C is 60 dB in 10 dB steps. Source attenuator for E8361C is 50 dB in 10 dB steps.
2. Receiver attenuator for E8362/3/4C is 35 dB in 5 dB steps. Receiver attenuator for E8361C is 50 dB in 10 dB steps.

Simplified test set block diagrams – continued

High-power configuration (Model E836xCH85)



Power levels shown on the diagram are damage levels. At a minimum, keep power levels 6 dB below damage level. For optimal performance, keep the power level incident upon the receivers -20 dBm or less. This will keep the receivers out of compression.

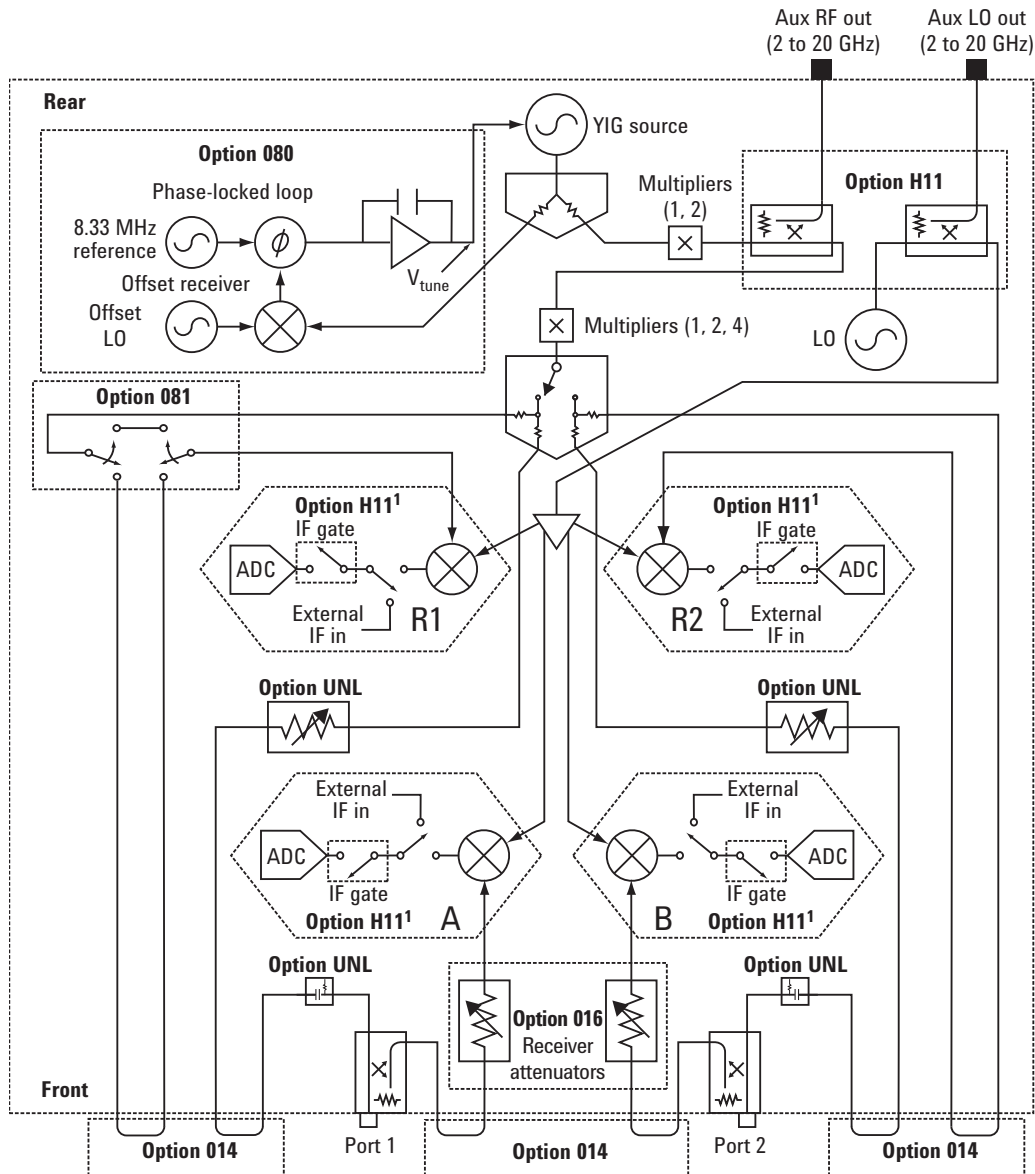
1. Source attenuator for E8362/3/4C is 60 dB in 10 dB steps.
2. Receiver attenuator for E8362/3/4C is 35 dB in 5 dB steps.

PNA Series Network Analyzer (continued)

Simplified test set block diagrams – continued

Fully optioned, pulse-RF, antenna, or mm-wave configuration

(Options 014, UNL, 016, 080, 081, H11)



1. Option H11: IF-gate controls and external-IF inputs are accessed on rear panel.
2. IF gates are enabled with Option H08. External-IF input frequency is 8.33 MHz.

PNA Series Network Analyzer (continued)

Upgrade kits

Upgrade kits for the PNA Series E8361C, E8362C, E8363C, E8364C

Upgrade kits are available to add options after initial purchase. To order an upgrade kit for the PNA series, order the analyzer's model number followed by a "U", then indicate the option to be added (for example, E8362CU-010). The current configuration and serial number of the instrument to be retrofitted are required as part of the order.

- ☐ Time-domain (Option 010)
User installable.
- ☐ Configurable test set (Option 014)
Provides six front-panel RF access loops.
Includes installation at a Keysight service center.
- ☐ Receiver attenuators (Option 016)
Includes installation at a Keysight service center.
- ☐ Frequency range upgrade to an E8363C (40 GHz) PNA (Option 040/041)
Available only for the E8362C. Includes installation at a Keysight service center.
- ☐ Frequency range upgrade to an E8364C (50 GHz) PNA (Option 050/051)
Available only for the E8362C and E8363C.
Includes installation at a Keysight service center.
- ☐ Frequency range upgrade to an E8361C (67 GHz) PNA (Option 067/068)
Available only for the E8363C and E8364C.
Includes installation at a Keysight service center.
- ☐ Frequency-offset (Option 080)
Includes installation at a Keysight service center.
- ☐ External reference switch (Option 081)
Includes installation at a Keysight service center.
- ☐ Scalar-calibrated converter measurements (Option 082)
User installable. Option 080 required.
- ☐ Frequency converter measurement application (Option 083)
User installable. Option 080 and 081 required.
- ☐ Embedded LO Measurements (Option 084)
Advanced software tuning that provides absolute group delay of converters with embedded LOs without the need for access to a common reference signal. The measurement result is the same as locking the DUT LO to the reference mixer LO. (Options 080 and 083 required) Requires firmware A.07.05 and above plus 1.1 GHz CPU board.

v A/B to C model upgrades

Order E8361AU-221, E8362BU-221, E8363BU-221, or E8364BU-221

- ☐ 4-Port measurement application (Option 550)
(Available for E8361C, E8362C/3C/4C)
Enables full 4-port error correction and differential measurements. Option 014 and external test set required.
User installable.
- ☐ N-port capabilities (Option 551)
(Available for E8361C, E8362C/3C/4C)
Adds full N-port error correction and measurement capabilities. Option 014 and external test set required.
User installable.
- ☐ Extended power range (Option UNL)
Adds a step attenuator and a bias-tee between source and each test port. Includes installation at a Keysight service center.
- ☐ Pulsed-RF measurement capability (Option H08)
Provides software to set up and control pulsed-RF measurements using narrowband detection, with point-in-pulse and pulse-profile capability. User installable.
- ☐ IF access (Option H11)
Provides hardware for antenna, point-in-pulse, and millimeter-wave measurements. Adds rear-panel RF and LO outputs, external IF inputs, and IF gates (gates enabled with Option H08). Includes installation at a Keysight service center.
- ☐ High-power test set (Option H85)
Removes bias tees for higher test port power-handling capability. Options UNL, 014, 016, 080, and 081 are required. Includes installation at a Keysight Service Center.

Calibration Software Licenses

- ☐ Perpetual license for built-in performance test software for Keysight inclusive cal (Option 897)
Adds built-in performance testing and calibration software for self-maintainers. Requires additional equipment. See the analyzer's Service Guide for more information on equipment required.
- ☐ Perpetual license for built-in performance test software for standards compliant cal (Option 898)
Adds built-in performance testing and calibration software for self-maintainers. Requires additional equipment. See the analyzer's Service Guide for more information on equipment required.

Note:

1. GHz CPU is required to upgrade. Please refer to Customer Support Service Guides for the correct part number <http://na.tm.keysight.com/pna/documents.html>

1. Note: For applications, measurement accessories, and general accessories please see Keysight PNA Family Network Analyzers Configuration Guide, part number 5990-7745EN.

PNA-L Series Network Analyzer Configurations

N5230C 400 kHz to 6, 13.5, or 20 GHz
10 MHz to 20, 40, or 50 GHz

PNA-L option configurations

To add options to a product, order the corresponding item number.

	Description	For N5230C	Additional information
Frequency range and test set (Mandatory, choose only one)			
Option 020	300 kHz–6 GHz 2-port standard test set	N5230C-020	
Option 025	300 kHz–6 GHz 2-port configurable test set and extended power range	N5230C-025	
Option 120	300 kHz–13.5 GHz 2-port standard test set	N5230C-120	
Option 125	300 kHz–13.5 GHz 2-port configurable test set and extended power range	N5230C-125	
Option 140	300 kHz–13.5 GHz 4-port standard test set	N5230C-140	
Option 145	300 kHz–13.5 GHz 4-port configurable test set and extended power range	N5230C-145	
Option 146	300 kHz–13.5 GHz 4-port configurable test set, extended power range and internal second source	N5230C-146	Option 080 recommended
Option 220	10 MHz–20 GHz 2-port standard test set	N5230C-220	
Option 225	10 MHz–20 GHz 2-port configurable test set and extended power range	N5230C-225	
Option 240	300 kHz–20 GHz 4-port standard test set	N5230C-240	
Option 245	300 kHz–20 GHz 4-port configurable test set and extended power range	N5230C-245	
Option 246	300 kHz–20 GHz 4-port configurable test set, extended power range and internal second source	N5230C-246	Option 080 recommended
Option 420	10 MHz–40 GHz 2-port standard test set	N5230C-420	
Option 425	10 MHz–40 GHz 2-port configurable test set and extended power range	N5230C-425	
Option 520	10 MHz–50 GHz 2-port standard test set	N5230C-520	
Option 525	10 MHz–50 GHz 2-port configurable test set and extended power range	N5230C-525	
Measurement applications			
Option 010	Time domain for 6 GHz model	N5231C-010	
Option 010	Time domain for 13.5, 20, 40 or 50 GHz model	N5230C-010	
Option 080	Frequency offset measurements	N5230C-080	
Option 082	Scalar-calibrated converter measurements	N5230C-082	Option 080 required
Option 550 ¹	4-port measurement application	N5230C-550	Not available on 4-port models. Requires test set Option xx5 or xx6
Option 551 ¹	N-port capabilities for 6, 13.5 or 20 GHz model	N5231C-551	Requires test set Option xx5 or xx6
Option 551 ¹	N-port capabilities for 40 or 50 GHz model	N5230C-551	Requires test set Option xx5 or xx6
Accessories			
Option 1CM	Rack mount kit without handles	N5230C-1CM	
Option 1CP	Rack mount kit with handles	N5230C-1CP	
Calibration documentation			
Option 1A7	ISO 17025 compliant calibration	N5230C-1A7	
Option A6J	ANSI Z540 compliant calibration	N5230C-A6J	
Calibration software for self-maintainers			
Option 897 ²	Perpetual license for built-in performance test software for Keysight inclusive calibration	N5230C-897	
Option 898 ²	Perpetual license for built-in performance test software for standards compliant calibration	N5230C-898	

- Option 550 is a subset of 551; therefore they cannot be ordered together. When ordering a test set, select appropriate interface kit.
- Refer to page 23 Multiport Measurements for more details.
- Additional hardware required. Please refer to the analyzer's Service Guide for required service test equipment.

PNA-L Series test set and power configuration options

The PNA-L is an integrated vector network analyzer equipped with a built-in S-parameter test set, one or two synthesized sources used for device stimulus, a hard disk drive, USB interfaces, and an 8.4" LCD color touch screen display. 40 and 50 GHz models have 2.4 mm ruggedized male 50-ohm connectors, while all other models have 3.5 mm ruggedized male 50-ohm connectors. Included with each instrument is a mouse and a keyboard (U.S.).

Must choose one test set and power configuration option.

- **Standard test set and power range (Option xx0)**

The 13.5 and 20 GHz versions are available in 2- or 4-ports.

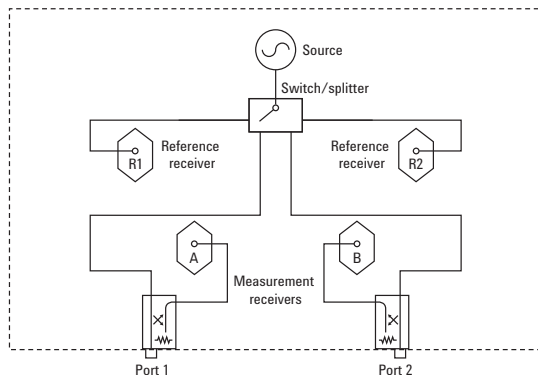
- **Configurable test set and extended power range (Option xx5)**

Adds front panel access loops and one or two 60 dB step attenuators as shown in the figures below. This provides the capability to improve instrument sensitivity for measuring low-level signals, to reverse the directional couplers to achieve even more dynamic range or to add components and other peripheral instruments for a variety of measurement applications. The 13.5 and 20 GHz versions are available in 2- or 4-ports.

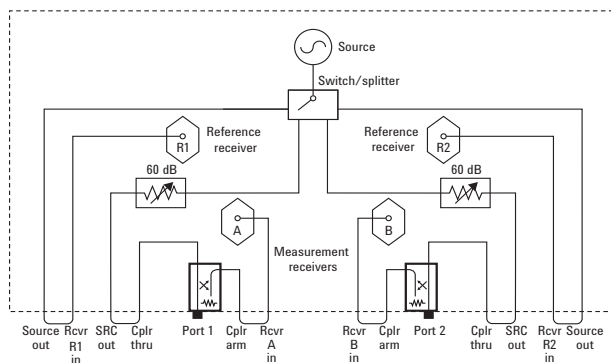
- **Configurable test set, extended power range and internal second source (Option x46)**

Available with 4-port models only, this option adds an internal second source, nine front panel access loops and two 60 dB step attenuators as shown in the figure below. This provides an additional signal (fixed or swept) for two-tone third-order-intercept (TOI) and intermodulation testing of amplifiers; or it can be used as a fast swept-LO signal for fixed-IF testing of mixers and converters. In either case, sweep speed is more than twenty times faster than using an external source (Option 080 recommended. Please note, Option 080 is needed in order to have independent control of the two internal sources.).

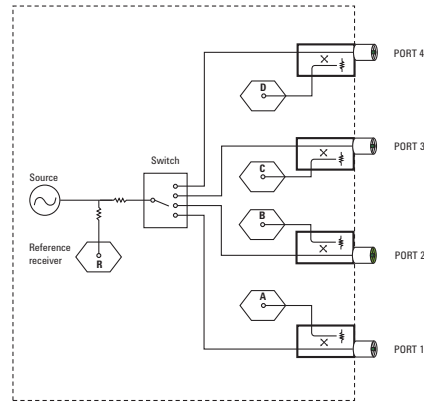
2-port standard test set



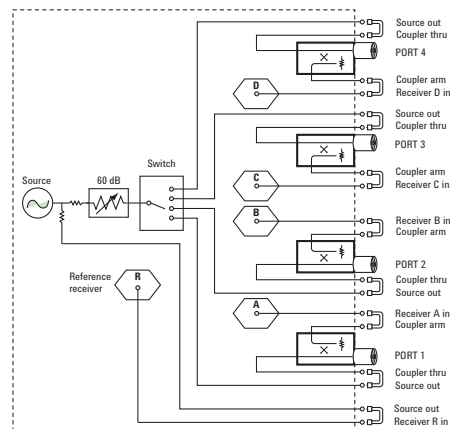
2-port configurable test set and extended power range



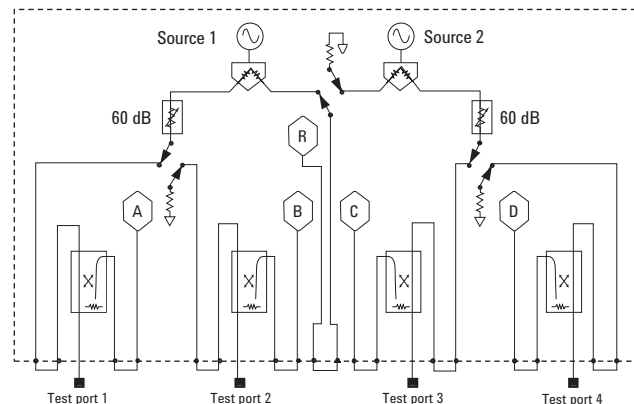
4-port standard test set



4-port configurable test set and extended power range



4-port configurable test set, extended power range and internal second source



PNA-L Series Application Options

Measurement applications

- Time-domain capability (Option 010)
For viewing reflection and transmission responses in time or distance domain.
- Frequency offset (Option 080)
This option enables the PNA Series microwave network analyzers to set the source frequency independently from where the receivers are tuned. This ability is important for two general classes of devices: mixers (and converters) and amplifiers. Option 080 provides a very basic user interface.
- Scalar-calibrated converter measurements (Option 082)
With a simple setup and calibration, this application provides the highest accuracy for conversion-loss (or gain) measurements by combining one-port and power-meter calibrations to remove mismatch errors. Option 080 required.
- 4-port measurement application (Option 550)
Adds multipoint analyzer mode to any PNA-L network analyzer with Option x25, x45, or x46 configurable test set, which enables full 4-port error correction and measurement capabilities using an external test set. Only standard measurement class is available in the multipoint analyzer mode.
- N-port capabilities (Option 551)
Adds multipoint analyzer mode to any PNA network analyzer with Option x25, x45, or x46 configurable test set, which enables full N-port error correction and measurement capabilities using an external test set. Only standard measurement class is available in the multipoint analyzer mode.

Accessories

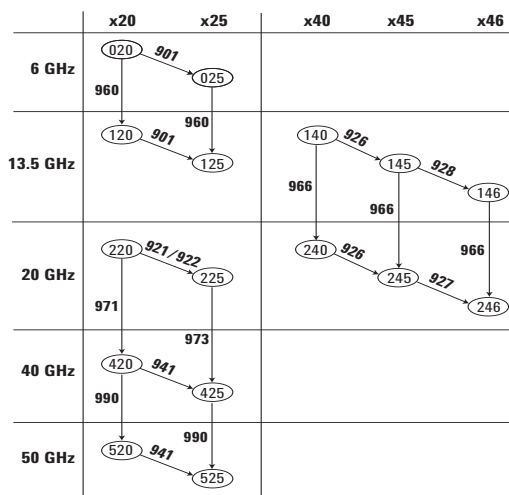
- Rack mount kit without handles (Option 1CM)
Adds a rack mount (5063-9217) and rail kit (E3663AC) for use without handles.
- Rack mount kit with handles (Option 1CP)
Adds a rack mount (5063-9237)¹ and rail kit (E3663AC) for use with standard supplied handles.

1. The 5063-9237 kit assumes you have the standard handles shipped with the instrument. If you do not have handles, order a 5063-9224 kit.

PNA-L upgrade kits

Upgrade kits are available to add options after initial purchase. To upgrade the PNA-L, order the corresponding item number. The model and serial numbers of the instrument to be retrofitted are required as part of the order.

Description	Required option	For PNA-L Series	User installable
Frequency upgrade¹			
Extend analyzer's frequency range to 13.5 GHz	N5230C-020 or 025	N5230CU-960	No
Extend analyzer's frequency range to 20 GHz	N5230C-140, 145, or 146	N5230CU-966	No
Extend analyzer's frequency range to 40 GHz	N5230C-220	N5230CU-971	No
Extend analyzer's frequency range to 40 GHz	N5230C-225	N5230CU-973	No
Extend analyzer's frequency range to 50 GHz	N5230C-420, or 425	N5230CU-990	No
Test set and power configuration			
Add configurable test set and extended power range to 6 or 13.5 GHz PNA-L	N5230C-020 or 120	N5230CU-901	No
Add configurable test set and extended power range to 20 GHz PNA-L, 2-ports	N5230C-220	N5230CU-922	No
Add configurable test set and extended power range to 40 or 50 GHz PNA-L, 2-ports	N5230C-420 or 520	N5230CU-941	No
Add configurable test set and extended power range to 13.4 or 20 GHz PNA-L, 4-ports	N5230C-140 or 240	N5230CU-926	No
Add internal second source to 13.5 GHz PNA-L, 4-ports	N5230C-145	N5230CU-928	No
Add internal second source to 20 GHz PNA-L, 4-ports	N5230C-245	N5230CU-927	No
Measurement applications			
Time-domain measurements		N5230CU-010 or N5231CU-010 ¹	Yes
Frequency offset		N5230CU-080	Yes
Scalar-calibrated converter measurements	Option 080	N5230CU-082	Yes
4-port measurement application	Option x25	N5230CU-550	Yes
N-port capabilities	Option xx5 or 246	N5230CU-551 or N5231CU-551 ²	Yes
Calibration software			
Perpetual license for built-in performance test software for Keysight inclusive calibration		N5230CU-897	Yes
Perpetual license for built-in performance test software for standard compliant calibration		N5230CU-898	Yes
User interface			
PNA-L A to C model upgrade, 2-ports	N5230A-x2x	N5230AU-221	No
PNA-L A to C model upgrade, 4-ports	N5230A-x4x	N5230AU-241	No



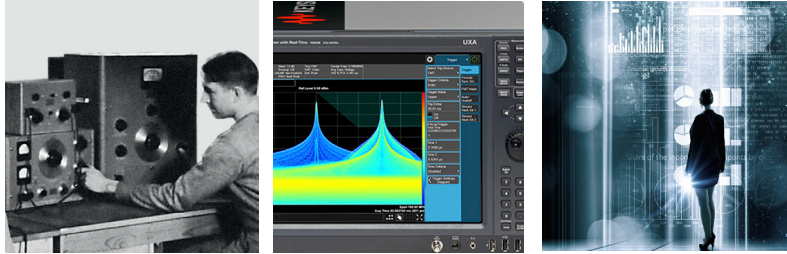
PNA-L upgrade path examples.

1. For 6 GHz PNA-L (N5230C-02x), order N5231CU-010. For other frequency options, order N5230CU-010.
2. For 6, 13.5, 20 GHz PNA-L, order N5231CU-551. For 40 and 50 GHz PNA-L, order N5230CU-010.

Evolving Since 1939

Our unique combination of hardware, software, services, and people can help you reach your next breakthrough. We are unlocking the future of technology.

From Hewlett-Packard to Agilent to Keysight.



myKeysight

myKeysight

www.keysight.com/find/mykeysight

A personalized view into the information most relevant to you.

http://www.keysight.com/find/emt_product_registration

Register your products to get up-to-date product information and find warranty information.

KEYSIGHT SERVICES

Accelerate Technology Adoption.
Lower costs.

Keysight Services

www.keysight.com/find/service

Keysight Services can help from acquisition to renewal across your instrument's lifecycle. Our comprehensive service offerings—one-stop calibration, repair, asset management, technology refresh, consulting, training and more—helps you improve product quality and lower costs.



Keysight Assurance Plans

www.keysight.com/find/AssurancePlans

Up to ten years of protection and no budgetary surprises to ensure your instruments are operating to specification, so you can rely on accurate measurements.

Keysight Channel Partners

www.keysight.com/find/channelpartners

Get the best of both worlds: Keysight's measurement expertise and product breadth, combined with channel partner convenience.

www.keysight.com/find/pna

For more information on Keysight Technologies' products, applications or services, please contact your local Keysight office. The complete list is available at:

www.keysight.com/find/contactus

Americas

Canada	(877) 894 4414
Brazil	55 11 3351 7010
Mexico	001 800 254 2440
United States	(800) 829 4444

Asia Pacific

Australia	1 800 629 485
China	800 810 0189
Hong Kong	800 938 693
India	1 800 11 2626
Japan	0120 (421) 345
Korea	080 769 0800
Malaysia	1 800 888 848
Singapore	1 800 375 8100
Taiwan	0800 047 866
Other AP Countries	(65) 6375 8100

Europe & Middle East

Austria	0800 001122
Belgium	0800 58580
Finland	0800 523252
France	0805 980333
Germany	0800 6270999
Ireland	1800 832700
Israel	1 809 343051
Italy	800 599100
Luxembourg	+32 800 58580
Netherlands	0800 0233200
Russia	8800 5009286
Spain	800 000154
Sweden	0200 882255
Switzerland	0800 805353
	Opt. 1 (DE)
	Opt. 2 (FR)
	Opt. 3 (IT)
United Kingdom	0800 0260637

For other unlisted countries:

www.keysight.com/find/contactus
(BP-9-7-17)

DEKRA Certified
ISO 9001 Quality Management System

www.keysight.com/go/quality
Keysight Technologies, Inc.
DEKRA Certified ISO 9001:2015
Quality Management System



This information is subject to change without notice.
© Keysight Technologies, 2017
Published in USA, December 2, 2017
5989-7606EN
www.keysight.com